HUMMEL

smart & reliable connections

# SOLUTIONS FOR HEATING AND DRINKING WATER SYSTEMS



# HUMMEL - reliable connection solutions for heating and sanitary

**Drinking water systems**

// Steel pipe adapters
// Compression fittings
// Connecting parts + nipples

**Heating systems**

// Connection technology
// Radiator connections
// Venting / Outflow

# TABLE OF CONTENTS


## Service 2

Contacs, Legend, etc.



## Case assortment 12

Emergency service case 12
Steel pipe adapter case 14



## Drinking water 17

Steel pipe adapters 18
Compression fittings 19
Connectors and nipples 24
Telescopic cone adapter 28



## Connection technology 29

Steel pipe adapters 30
Compression fittings 35
Connectors and nipples 40



## Radiator connections 49

Diverters 50
Special connections 55
Flexible connections 63
Connection fittings 65
Thermostatic valves 77
Threaded-joint radiator returns 83
Thermostatic heads 87



## Outflow 89

Outflow valves 90
FE valves 93
SFE valves 94

# TABLE OF CONTENTS




## Venting 99

Air bleeder valves 100
Automatic ventings 106





## Plugs and reductions 109

Reductions 110
Plugs 112





## Accessories 117

Collars 118
Air bleed key 120
Small parts 121

## Spare Parts 129

## Index 130

numeric, alphabetical

## Technical Information 138

DIN regulations, guidelines, etc.

# LEGEND

**Abbreviations and Certificats**

## Abbreviations technical features

| | |
|---|---|
| A1 [mm] | Length measure 1 in mm |
| A2 [mm] | Length measure 2 in mm |
| AG1 | Length dimension 1 |
| AG2 | Length dimension 2 |
| AG3 | Length dimension 3 |
| AG4 | Length dimension 4 |
| AM [mm] | Axial dimension in mm |
| AT1 | Connection size 1 |
| AT2 | Connection size 2 |
| AT3 | Connection size 3 |
| AT4 | Connection size 4 |
| B [mm] | Width in mm |
| GL1 [mm] | Thread length 1 in mm |
| GL2 [mm] | Thread length 2 in mm |
| H [mm] | Height in mm |
| Lv [mm] | Variable length in mm |
| L [mm] | Length in mm |
| R [mm] | Pipe dimension in mm |
| SW1 [mm] | Wrench size 1 in mm |
| SW2 [mm] | Wrench size 2 in mm |
| SW3 [mm] | Wrench size 3 in mm |
| SW4 [mm] | Wrench size 4 in mm |
| SW5 [mm] | Wrench size 5 in mm |

## Certificates

| | |
|---|---|
| DVGW | The German Technical and Scientific and Water Industry (DVGW) certifies the safety according to DIN 1988 in water supply |
| UBA | All materials used comply with the hygienic specifications of the Federal Environment Agency (UBA) |
| H & T | These products can be used in both heating and drinking water systems. |
| ÜA | The ÜA mark (conformity Austria) is a legally prescribed proof for building products |
| | made of lead-free brass |

The images and information in this catalog are for the general information of business customers and are not binding. We reserve the right to make changes, particularly with regard to technical data, design, dimensions, and colors, as well as changes in technology and design. All information is subject to errors, typesetting, and printing errors.

Imprint

Graphics & Layout: HUMMEL AG, Lise-Meitner-Str. 2, 79211 Denzlingen, Tel. +49 (0) 76 66 / 9 11 10-0, info@hummel.com

# INSTALLATION VIDEOS

## SpeedFIX compression fitting

With HUMMEL compression fittings, pipes and fittings can be securely connected in just three steps: Attach, tighten, fix.



## Diverters

When changing radiators, there is always the problem of a reversed flow and return. Diverters ensure the correct direction of flow.



## Steel pipe adapters

Steel pipe adapters are ideal for mounting radiators or other fittings to existing connections: no welding, no thread cutting.



## Flexible radiator connections

This popular problem solver is always used when the pipe spacing to the new radiator no longer fits. For installation ranges from 65 to 410 millimetres.



## Emergency service case

With the emergency service case, plumbers have compression fittings for all common pipe types on board and are thus prepared for all eventualities.



## Steel pipe adapter for drinking water systems

This steel pipe adapter is DVGW-certified and thus meets all hygienic requirements for safe use in drinking water systems.



# For heating and drinking water systems

Connection solutions from HUMMEL AG can be used in both heating and drinking water systems. The products are made of UBA-compliant materials and thus fulfil relevant hygiene requirements of the Federal Environment Agency. The range includes compression fittings, connection parts, nipples and steel pipe adapters.

One solution for two systems – this principle brings numerous advantages:

// More safety for the craftsman
// No risk of confusion on the construction site
// Simple and uncomplicated procurement
// Lean and clear stock-keeping
// Simple assembly without special tools in both systems



# These problem solvers belong in every service van

Every tradesman knows the situation: emergency service call! After a pipe burst, a leak must be sealed; pipe type and pipe dimension are not known. If you have HUMMEL problem solvers in your service van in such situations, you can provide a quick solution. With compression fittings and connection parts, HUMMEL has the right solution in its range for almost every type of pipe.

However, renovations can also pose problems. Pipe transitions, height compensations or different distances are common challenges for all renovators.

## Differing distances

// Excenter for connection fittings
// Flexible radiator connections
// Reductions



## Different pipe connections

// Compression fittings MKV-K, MKV-M, SpeedFIX
// For plastic, composite and metal pipes
// Connecting parts and nipples



## Height compensation

// Cone adapters
// Telescopic connections
// Extensions for connection fittings



## Interchanged flow and return

// Deflection pieces
// Straight-through or corner form
// For one and two pipe systems



# MKV-K: 28 new renovation sets

These renovation sets belong in every service vehicle! They offer the right bolting solution for more than 70 different plastic and metal composite pipes. All common pipe diameters and wall and wall thicknesses are covered.

The way to the right solution is very simple. The specially developed, free MKV app is the ideal product finder: measure the pipe, enter the values, display the appropriate set, call up the data sheet and forward it if necessary.

The new fitting sets are specially designed to meet the needs of tradesmen in renovation work.The resealable packaging contains 10 multi-range compression fittings plus a suitable calibration tool. This pre-treats the pipes so that a secure and permanently reliable connection is guaranteed.



# MKV-K Finder: The app for all cases

Quick and easy to find the right connection solution. It's so easy with the HUMMEL app: measure the pipe, enter the values, display the suitable connection solution and, if required, send it straight to your preferred dealer. The great thing about it: it works from anywhere. Whether on the construction site, in the service van, in the workshop or in the office.



### Step 1: Measure

Simply measure the outside and inside diameter of the pipe to be processed with a caliper gauge



### Step 2: Enter values

Open the HUMMEL app on your smartphone or PC. Transfer values to the input mask



### Step 3: Display results

At the touch of a button, the desired solution appears with all the necessary technical information



### Step 3: Display results

The technical data sheet is simply sent by e-mail to the preferred dealer



easy product selection
with the MKV-App

# Prepared for all eventualities

Emergency service in the plumbing, heating and air-conditioning trade can quickly become an exceptional situation. A burst pipe at the weekend or on a public holiday, a leak in a rare type of pipe, damage in a hard-to-reach place - every tradesman knows these unforeseeable challenges.

It's good if you can then rely on the equipment in the service van. An indispensable component here: the HUMMEL emergency service case. This means that the tradesman always has the right compression fitting to hand. The range covers all common pipe sizes and types and thus always offers a quick solution for damaged areas.

The special feature here is that the compression fittings and connection parts can be used in heating systems as well as in drinking water systems. The products are certified according to the requirements of the Federal Environment Agency and thus fulfil all hygienic requirements for use in drinking water systems.

## More safety in emergency service: a suitcase full of solutions

// For heating and drinking water systems
// MKV-K for plastic and metal composite pipes
// MKV-M for copper, precision steel and stainless steel pipes
// Simple installation without special tools
// Suitable even for hard-to-reach areas




to the product video

## Emergency service case

Item-No 2 810 0320 13



| Article | AG1 | AG2 | Quantity | Item-No |
|---|---|---|---|---|
| Coupling nipple MKV | G 3/4 | G 3/4 | 2 pieces | 2 253 3434 00 |
| Coupling nipple MKV | G 3/4 | G 3/4 | 2 pieces | 2 253 3434 01 |
| Reduction piece MKV | G 1/2 | G 3/4 | 2 pieces | 2 254 1244 01 |
| Reduction piece | G 5/8 | G 3/4 | 2 pieces | 2 254 5834 01 |
| Connecting nipple | G 3/4 | G 1/2 | 2 pieces | 2 554 1234 00 |
| Connecting nipple | G 3/4 | G 1/2 | 2 pieces | 2 554 1234 01 |
| Connecting nipple | G 3/4 | G 3/4 | 2 pieces | 2 554 3434 00 |
| Sealing cap | G 3/4 | – | 2 sets | 2 810 0279 13 |
| Compression fitting MKV-M | G 3/4 | 10 – 12 mm | 1 set | 2 855 0001 01 |
| Compression fitting MKV-M | G 3/4 | 13 – 15 mm | 1 set | 2 855 0002 01 |
| Compression fitting MKV-M | G 3/4 | 16 – 18 mm | 1 set | 2 855 0003 01 |
| Compression fitting MKV-K | G 3/4 | 12 x 2 mm | 1 set | 2 862 1202 01 |
| Compression fitting MKV-K | G 3/4 | 14 x 2 mm | 1 set | 2 862 1402 01 |
| Compression fitting MKV-K | G 3/4 | 16 x 2 mm | 1 set | 2 862 1602 01 |
| Compression fitting MKV-K | G 3/4 | 16 x 2.25 mm | 1 set | 2 862 1622 01 |
| Compression fitting MKV-K | G 3/4 | 17 x 2 mm | 1 set | 2 862 1702 01 |
| Compression fitting MKV-K | G 3/4 | 17 x 2.5 mm | 1 set | 2 862 1725 01 |
| Compression fitting MKV-K | G 3/4 | 18 x 2 mm | 1 set | 2 862 1802 01 |
| Compression fitting MKV-K | G 3/4 | 20 x 2 mm | 1 set | 2 862 2002 01 |
| Compression fitting MKV-K | G 3/4 | 20 x 2.5 mm | 1 set | 2 862 2025 01 |
| Compression fitting MKV-K | G 3/4 | 20 x 2.9 mm | 1 set | 2 862 2029 01 |

# Service case Steel pipe adapter: simple, safe, clean

When replacing a radiator or installing a fitting, no one has to weld or cut threads any more. With the right steel pipe adapter, installation is simple, safe and above all: a clean affair. The steel pipe adapter is simply pushed onto the dirt-free pipe and tightened. This works even in the tightest spaces and under difficult installation conditions.

The specially designed HUMMEL service case is clearly equipped with many variants and sizes of steel pipe adapters. There are versions for fittings with Eurocone, internal or external thread. This means that the fitter always has the required version to hand and is prepared for any installation situation on site.

## This service case saves time and long journeys

// 11 steel tube adapter variants
// All installation solutions just a handle away
// High retention forces due to EPDM seal plus stainless steel claw
// Maximum operating pressure: 10 bar
// Operating temperature in heating systems: up to 120 °Celsius




to the product video

## Steel pipe adapter case

Item-No 2 810 0320 20



| Article | AG1 | AG2 | Quantity | Item-No |
|---|---|---|---|---|
| Steel pipe adapters with Eurocone internal thread | G 3/4 | 1/2 | 2 pieces | 2 353 1234 01 |
| Steel pipe adapters with Eurocone internal thread | G 3/4 | 3/8 | 2 pieces | 2 353 3834 01 |
| Steel pipe adapter with Eurocone external thread | G 3/4 | 1/2 | 2 pieces | 2 354 1234 01 |
| Steel pipe adapter with Eurocone external thread | G 3/4 | 3/4 | 2 pieces | 2 354 3434 01 |
| Steel pipe adapter with Eurocone external thread | G 3/4 | 3/8 | 2 pieces | 2 354 3834 01 |
| Steel pipe adapters with external thread | R 1 | 1 | 2 pieces | 2 355 1010 01 |
| Steel pipe adapters with external thread | R 1/2 | 1/2 | 2 pieces | 2 355 1212 01 |
| Steel pipe adapters with external thread | R 3/4 | 3/4 | 2 pieces | 2 355 3434 01 |
| Steel pipe adapters with external thread | R 1/2 | 3/8 | 2 pieces | 2 355 3812 01 |
| Steel pipe adapters with internal thread | G 1/2 | 1/2 | 2 pieces | 2 356 1212 01 |
| Steel pipe adapters with internal thread | G 1/2 | 3/8 | 2 pieces | 2 356 3812 01 |

## Suitable pipe-diameters (DIN EN 10255M)

| Ø Pipe | outside diam. | max. | min. | insertion depth |
|---|---|---|---|---|
| 3/8 * | 17,2 mm | 17,5 mm | 16,7 mm | 20 mm |
| 1/2 | 21,3 mm | 21,8 mm | 21,0 mm | 23 mm |
| 3/4 | 26,9 mm | 27,3 mm | 26,5 mm | 26 mm |
| 1 | 33,7 mm | 34,2 mm | 33,3 mm | 30 mm |
| 1 ¼ | 42,4 mm | 42,9 mm | 42,0 mm | 37 mm |
| 1 ½ | 48,3 mm | 48,8 mm | 47,9 mm | 48 mm |

* Only for heating systems

# DRINKING WATER

// Steel pipe adapters
// Compression fittings
// Connectors and nipples
// Telescopic cone adapter



# DRINKING WATER

## Drinking water Steel pipe adapters with external thread



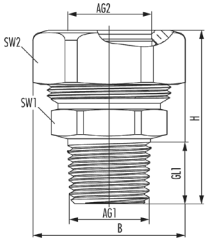


### INFO

// Certified acc. DVGW cold water, Reg.No. DW-8511CU0182
// Fast and dirt-free assembly
// No welding and no thread cutting necessary
// High pressure and temperature resistance
// Flush-mounted use according to DIN
// For steel pipes (DIN EN 10255 M/H, DIN EN 10220-1, DIN EN 10240)

### TECHNICAL DATA

| | |
|---|---|
| Material | Brass blank |
| Material thrust ring | Brass blank |
| Material moulded seal | EPDM |
| Material retaining claw | Stainless steel |
| Max. operating pressure | 10 bar |
| Max. operating temperature | 120 °C |
| Max. operating temperature | 95 °C * |

* ÜA-certified for cold water applications until 20°C

| AG1 | AG2 | B mm | H mm | GL1 mm | SW1 mm | SW2 mm | Item-No |
|---|---|---|---|---|---|---|---|
| R 1/2 | 1/2 | 39.5 | 45 | 16.8 | 27 | 36 | 2755121200 |
| R 3/4 | 3/4 | 50 | 50 | 19 | 34 | 45 | 2755343400 |
| R 1 | 1 | 61 | 56 | 22 | 41 | 55 | 2755101000 |
| R 1 1/4 | 1 1/4 | 71 | 69 | 25 | 50 | 65 | 2755545400 |
| R 1 1/2 | 1 1/2 | 85 | 80 | 25 | 60 | 80 | 2755646400 |

to the assembly instruction

to the product video



Dimensions and specifications may be changed without prior notice



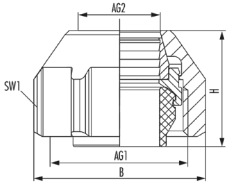


## INFO

// Set consists of 2 compression fittings
// Preassembled and fixed
// Clamping range 15mm
// For copper, precision steel or (stainless) steel pipes with a wall thickness ≥1mm (according to DIN EN 1057, DIN EN 10305-2 and DIN EN 10312)
// Low tightening torque (easy mobility)
// Suitable for district heating
// EPDM sealing element
// Eurocone compatible

## TECHNICAL DATA

| | |
|---|---|
| **Material** | Nickel-plated brass / Coated brass |
| **Material moulded seal** | EPDM |
| **Material clamping ring** | Brass blank |
| **Max. operating pressure** | 10 bar |
| **Max. operating temperature** | 120 °C |
| **Max. operating temperature** | 95 °C * |

* ÜA-certified for cold water applications until 20°C

| AG1 | AG2 | B mm | H mm | SW1 mm | Colour | Item-No |
|---|---|---|---|---|---|---|
| G 3/4 | 15 mm | 33.2 | 20.5 | 30 | nickel-plated | 2 855 001501 |
| G 3/4 | 15 mm | 33.2 | 20.5 | 30 | chrome | 2 855 001502 |

to the assembly instruction

to the product video

UBA konform

# DRINKING WATER

## Compression fittings MKV-M



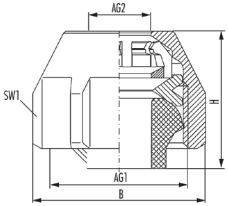


### INFO

// Multi-range compression fitting
// Set consists of 2 compression fittings
// For copper, precision steel or (stainless) steel pipes with a wall thickness ≥1mm (according to DIN EN 1057, DIN EN 10305-2 and DIN EN 10312)
// EPDM sealing element
// Eurocone compatible

### TECHNICAL DATA

| | |
|---|---|
| Material | Nickel-plated brass |
| Material clamping ring | Brass blank |
| Material moulded seal | EPDM |
| Tightening torque | 40 Nm |
| Max. operating pressure | 10 bar |
| Max. operating temperature | 120 °C |
| Max. operating temperature | 95 °C * |

* ÜA-certified for cold water applications until 20°C

| AG1 | AG2 | B mm | H mm | SW1 mm | Item-No |
|---|---|---|---|---|---|
| G 3/4 | 10 – 12 mm | 33.2 | 22 | 30 | 2 855 0001 01 |
| G 3/4 | 13 – 15 mm | 33.2 | 22 | 30 | 2 855 0002 01 |
| G 3/4 | 16 – 18 mm | 33.2 | 22 | 30 | 2 855 0003 01 |

to the assembly instruction

UBA konform



Dimensions and specifications may be changed without prior notice



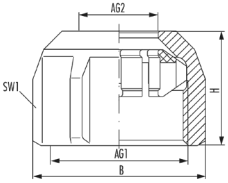


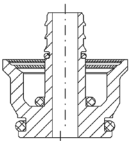

## INFO

// Set consists of 2 compression fittings
// For plastic or metal composite pipes
// With integrated plastic clamp insert
// With support bushings
// Eurocone compatible

## TECHNICAL DATA

| | |
|---|---|
| Material | Nickel-plated brass |
| Material clamping ring | PA |
| Material moulded seal | EPDM |
| Material support sleeve | Brass blank |
| Tightening torque | 40 Nm |
| Max. operating pressure | 10 bar |
| Max. operating temperature | 120 °C |
| Max. operating temperature | 95 °C |

| AG1 | AG2 | B mm | H mm | SW1 mm | Item-No |
|---|---|---|---|---|---|
| G 3/4 | 12 x 2 mm | 33.2 | 24.5 | 30 | 2 862 120 201 |
| G 3/4 | 14 x 2 mm | 33.2 | 24.5 | 30 | 2 862 140 201 |
| G 3/4 | 16 x 1.8 mm | 33.2 | 25 | 30 | 2 862 161 801 |
| G 3/4 | 16 x 2 mm | 33.2 | 25 | 30 | 2 862 160 201 |
| G 3/4 | 16 x 2.25 mm | 33.2 | 25 | 30 | 2 862 162 201 |
| G 3/4 | 17 x 2 mm | 33.2 | 25 | 30 | 2 862 170 201 |
| G 3/4 | 17 x 2.5 mm | 33.2 | 25 | 30 | 2 862 172 501 |
| G 3/4 | 18 x 2 mm | 33.2 | 25 | 30 | 2 862 180 201 |
| G 3/4 | 20 x 2 mm | 33.2 | 25 | 30 | 2 862 200 201 |
| G 3/4 | 20 x 2.5 mm | 33.2 | 25 | 30 | 2 862 202 501 |
| G 3/4 | 20 x 2.8 mm | 33.2 | 25 | 30 | 2 862 202 801 |
| G 3/4 | 20 x 2.9 mm | 33.2 | 25 | 30 | 2 862 202 901 |

to the assembly instruction

# The right solution for every pipe

Good news for all modernisers and renovators: HUMMEL offers compression fittings for all common pipe types on the market. Gone are the days when tradesmen had to search for suitable connection solutions.

28 renovation sets offer solutions for more than 70 different plastic and metal composite pipes. These are almost all pipe types on the market. These sets are especially aimed at the needs in renovation. The old pipes can be pre-treated with a special calibration tool. This creates the conditions for a perfect and safe connection solution. One set consists of 10 fittings and one calibration tool.

## HUMMEL compression fittings make renovation easier:

// For heating and drinking water systems
// Simple, dirt-free installation without special tools
// Space-saving installation especially for difficult environments
// Suitable solutions also for special sizes

**NEW!**
28 MKV-K-Sets
for
renovation





UBA-conform



| Set-No | AG1 | AG2 | Item-No |
|---|---|---|---|
| 1 | G 3/4 | 9.9 x 1.1 mm / 10 x 1.3 mm / 10.1 x 1.1 mm / 12 x 2.25 mm | 2 862 0001 01 |
| 2 | G 3/4 | 11.6 x 1.8 mm / 12 x 1.8 mm / 12 x 2 mm / 13 x 2.5 mm | 2 862 0002 01 |
| 3 | G 3/4 | 11.6 x 1.5 mm / 12 x 1.6 mm / 12 x 1.7 mm | 2 862 0003 01 |
| 4 | G 3/4 | 14 x 2.6 mm | 2 862 0004 01 |
| 5 | G 3/4 | 12 x 1.4 mm / 12 x 1.5 mm | 2 862 0005 01 |
| 6 | G 3/4 | 14 x 2.5 mm | 2 862 0006 01 |
| 7 | G 3/4 | 12 x 1.1 mm / 12 x 1.2 mm / 12 x 1.25 mm / 12 x 1.3 mm | 2 862 0007 01 |
| 8 | G 3/4 | 14 x 2.25 mm | 2 862 0008 01 |
| 9 | G 3/4 | 15 x 2.6 mm / 16 x 3.3 mm | 2 862 0009 01 |
| 10 | G 3/4 | 12 x 1 mm | 2 862 0010 01 |
| 11 | G 3/4 | 13 x 1.5 mm / 14 x 2 mm | 2 862 0011 01 |
| 12 | G 3/4 | 15 x 2.5 mm | 2 862 0012 01 |
| 13 | G 3/4 | 14 x 1.6 mm / 14 x 1.75 mm | 2 862 0013 01 |
| 14 | G 3/4 | 16 x 2.7 mm / 16 x 2.75 mm | 2 862 0014 01 |
| 15 | G 3/4 | 14 x 1.5 mm | 2 862 0015 01 |
| 16 | G 3/4 | 15 x 2.0 mm / 16.2 x 2.6 mm | 2 862 0016 01 |
| 17 | G 3/4 | 15 x 1.8 mm / 15.5 x 2 mm / 16 x 2.2 mm / 16 x 2.25 mm / 17 x 2.75 mm / 17 x 2.8 mm | 2 862 0017 01 |
| 18 | G 3/4 | 14 x 1 mm | 2 862 0018 01 |
| 19 | G 3/4 | 15 x 1.5 mm / 15.6 x 1.8 mm / 16 x 2 mm / 16.2 x 2.1 mm / 16.7 x 2.4 mm / 17 x 2.5 mm | 2 862 0019 01 |
| 20 | G 3/4 | 15 x 1.2 mm / 16 x 1.75 mm / 16 x 1.8 mm / 17 x 2.2 mm | 2 862 0020 01 |
| 21 | G 3/4 | 18 x 2.75 mm | 2 862 0021 01 |
| 22 | G 3/4 | 15 x 1 mm / 16 x 1.5 mm / 17 x 2 mm | 2 862 0022 01 |
| 23 | G 3/4 | 18 x 2.5 mm | 2 862 0023 01 |
| 24 | G 3/4 | 18 x 2 mm / 20 x 2.9 mm | 2 862 0024 01 |
| 25 | G 3/4 | 18 x 1.75 mm / 20 x 2.8 mm | 2 862 0025 01 |
| 26 | G 3/4 | 18 x 1.5 mm / 19 x 2 mm / 20 x 2.5 mm / 20.2 x 2.6 mm | 2 862 0026 01 |
| 27 | G 3/4 | 18 x 1.25 mm / 20 x 2.25 mm / 20 x 2.3 mm | 2 862 0027 01 |
| 28 | G 3/4 | 18 x 1 mm / 18 x 1.2 mm / 20 x 2 mm | 2 862 0028 01 |

# DRINKING WATER

## Connector nipple



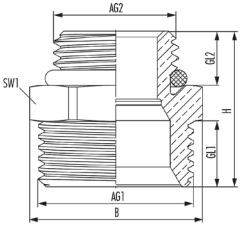


### INFO

// For compression fittings
// For manifolds and fittings
// O-ring sealing
// Flush-mounted use according to DIN
// Eurocone compatible

### TECHNICAL DATA

| | |
|---|---|
| Material | Brass blank |
| Material moulded seal | EPDM |
| Max. operating pressure | 10 bar |
| Max. operating temperature | 120 °C |
| Max. operating temperature | 95 °C |

| AG1 | AG2 | L mm | B mm | H mm | GL1 mm | GL2 mm | SW1 mm | Item-No |
|---|---|---|---|---|---|---|---|---|
| G 3/4 | G 1/2 | 29 | 29 | 26 | 11 | 9 | 26 | 2 554 123400 |



Dimensions and specifications may be changed without prior notice

## Connector nipple flat sealing



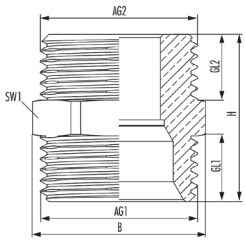


### INFO

// For compression fittings
// For manifolds and fittings
// Transition of pressing systems
// Flush-mounted use according to DIN
// Eurocone compatible

### TECHNICAL DATA

| | |
|---|---|
| Material | Brass blank |
| Max. operating pressure | 10 bar |
| Max. operating temperature | 120 °C |
| Max. operating temperature | 95 °C |

| AG1 | AG2 | L mm | B mm | H mm | GL1 mm | GL2 mm | SW1 mm | Item-No |
|---|---|---|---|---|---|---|---|---|
| G 3/4 | G 3/4 | 29 | 29 | 28 | 11 | 11 | 26 | 2 554 343 400 |

# DRINKING WATER

## Coupling nipple



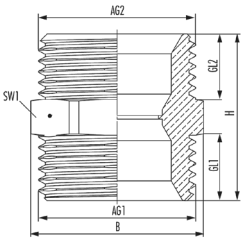


### INFO

// For compression fittings
// Connecting pipe systems
// Flush-mounted use according to DIN
// Eurocone compatible

### TECHNICAL DATA

| | |
|---|---|
| Material | Brass blank |
| Max. operating pressure | 10 bar |
| Max. operating temperature | 120 °C |
| Max. operating temperature | 95 °C |

| AG1 | AG2 | L mm | B mm | H mm | GL1 mm | GL2 mm | SW1 mm | Item-No |
|---|---|---|---|---|---|---|---|---|
| G 3/4 | G 3/4 | 29 | 29 | 28 | 11 | 11 | 26 | 2 253 343 4 00 |



Dimensions and specifications may be changed without prior notice



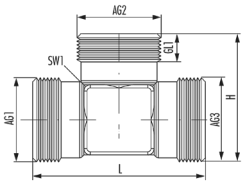


## INFO

// For compression fittings
// Flush-mounted use according to DIN
// Eurocone compatible

## TECHNICAL DATA

| | |
|---|---|
| Material | Brass blank |
| Max. operating pressure | 10 bar |
| Max. operating temperature | 120 °C |
| Max. operating temperature | 95 °C |

| AG1 | AG2 | AG3 | L mm | B mm | H mm | GL1 mm | SW1 mm | Item-No |
|---|---|---|---|---|---|---|---|---|
| G 3/4 | G 3/4 | G 3/4 | 54 | 26 | 40 | 9 | 22 | 2 253 349 5 00 |

UBA konform

# DRINKING WATER

## Telescopic cone adapter with length compensation



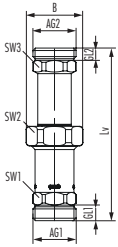


### INFO

// Pull-out section 74 – 107 mm
// For compression fittings and steel pipe adapters
// UBA compliant * – lead free
// Flush-mounted installation in accordance with DIN
// Eurocone compatible

### TECHNICAL DATA

| | |
|---|---|
| Material | Brass blank |
| Material moulded seal | EPDM |
| Max. operating pressure | 10 bar |
| Max. operating temperature | 95 °C |
| Max. operating temperature | 95 °C |

| AG1 | AG2 | Lv mm | B mm | GL1 mm | GL2 mm | SW1 mm | SW2 mm | SW3 mm | Item-No | |
|---|---|---|---|---|---|---|---|---|---|---|
| G 3/4 | G 3/4 | 74–107 | 35 | 9 | 9 | 24 | 24 | 24 | 2 559 3400 00 | * |

* AVAILABLE Q3 2026

* parts that come into contact with the medium

# CONNECTION TECHNOLOGY

// Steel pipe adapters
// Compression fittings
// Connectors and nipples
// Reductions
// Coupling angles



# CONNECTION TECHNOLOGY

## Steel pipe adapters with Eurocone internal thread



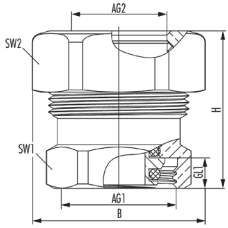


### INFO

// Fast and dirt-free assembly
// No welding and no thread cutting necessary
// Ideal for renovations and refurbishments
// High pressure and temperature resistance
// Flush-mounted use according to DIN
// For steel pipes (DIN EN 10255 M/H, DIN EN 10220-1, DIN EN 10240)
// For boiling pipes (DIN EN 10216-1, DIN EN 10217-1)
// Eurocone compatible

### TECHNICAL DATA

| | |
|---|---|
| **Material** | Nickel-plated brass |
| **Material thrust ring** | Brass blank |
| **Material moulded seal** | EPDM |
| **Material retaining claw** | Stainless steel |
| **Max. operating pressure** | 10 bar |
| **Max. operating temperature** | 120 °C |

| AG1 | AG2 | B mm | H mm | GL1 mm | SW1 mm | SW2 mm | Item-No |
|---|---|---|---|---|---|---|---|
| G 3/4 | 3/8 | 33 | 34 | 7 | 30 | 30 | 2 353 3834 01 |
| G 3/4 | 1/2 | 39.5 | 36 | 7 | 30 | 36 | 2 353 1234 01 |

to the assembly instruction

to the product video



Dimensions and specifications may be changed without prior notice

## Steel pipe adapter with Eurocone external thread



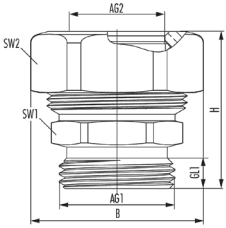


### INFO

// Fast and dirt-free assembly
// No welding and no thread cutting necessary
// Ideal for renovations and refurbishments
// High pressure and temperature resistance
// Flush-mounted use according to DIN
// For steel pipes (DIN EN 10255 M/H, DIN EN 10220-1, DIN EN 10240)
// For boiling pipes (DIN EN 10216-1, DIN EN 10217-1)
// Eurocone compatible

### TECHNICAL DATA

| | |
|---|---|
| **Material** | Nickel-plated brass |
| **Material thrust ring** | Brass blank |
| **Material moulded seal** | EPDM |
| **Material retaining claw** | Stainless steel |
| **Max. operating pressure** | 10 bar |
| **Max. operating temperature** | 120 °C |

| AG1 | AG2 | B mm | H mm | GL1 mm | SW1 mm | SW2 mm | Item-No |
|---|---|---|---|---|---|---|---|
| G 3/4 | 3/8 | 33 | 34 | 9.5 | 27 | 30 | 2 354 383401 |
| G 3/4 | 1/2 | 39.5 | 36 | 9.5 | 27 | 36 | 2 354 123401 |
| G 3/4 | 3/4 | 50 | 41 | 9.5 | 34 | 45 | 2 354 343401 |

to the assembly instruction

to the product video

# CONNECTION TECHNOLOGY

## Steel pipe adapters with internal thread



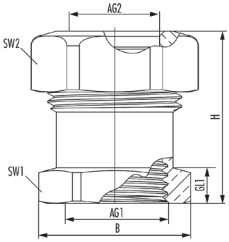


### INFO

// Fast and dirt-free assembly
// No welding and no thread cutting necessary
// Ideal for renovations and refurbishments
// High pressure and temperature resistance
// Flush-mounted use according to DIN
// For steel pipes (DIN EN 10255 M/H, DIN EN 10220-1, DIN EN 10240)
// For boiling pipes (DIN EN 10216-1, DIN EN 10217-1)

### TECHNICAL DATA

| | |
|---|---|
| **Material** | Nickel-plated brass |
| **Material thrust ring** | Brass blank |
| **Material moulded seal** | EPDM |
| **Material retaining claw** | Stainless steel |
| **Max. operating pressure** | 10 bar |
| **Max. operating temperature** | 120 °C |

| AG1 | AG2 | B mm | H mm | GL1 mm | SW1 mm | SW2 mm | Item-No |
|---|---|---|---|---|---|---|---|
| G 1/2 | 3/8 | 33 | 34 | 10 | 27 | 30 | 2356381201 |
| G 1/2 | 1/2 | 39.5 | 36 | 10 | 27 | 36 | 2356121201 |

to the assembly instruction

to the product video



Dimensions and specifications may be changed without prior notice



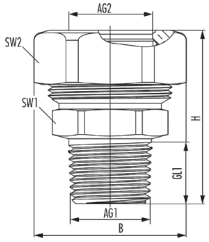


## INFO

// Fast and dirt-free assembly
// No welding and no thread cutting necessary
// Ideal for renovations and refurbishments
// High pressure and temperature resistance
// Flush-mounted use according to DIN
// For steel pipes (DIN EN 10255 M/H, DIN EN 10220-1, DIN EN 10240)
// For boiling pipes (DIN EN 10216-1, DIN EN 10217-1)

## TECHNICAL DATA

| | |
|---|---|
| **Material** | Nickel-plated brass |
| **Material thrust ring** | Brass blank |
| **Material moulded seal** | EPDM |
| **Material retaining claw** | Stainless steel |
| **Max. operating pressure** | 10 bar |
| **Max. operating temperature** | 120 °C |

| AG1 | AG2 | B mm | H mm | GL1 mm | SW1 mm | SW2 mm | Item-No |
|---|---|---|---|---|---|---|---|
| R 3/8 | 3/8 | 33 | 39 | 13.2 | 24 | 30 | 2355383801 |
| R 1/2 | 3/8 | 33 | 42 | 16.8 | 24 | 30 | 2355381201 |
| R 1/2 | 1/2 | 39.5 | 45 | 16.8 | 27 | 36 | 2355121201 |
| R 3/4 | 3/4 | 50 | 50 | 19 | 34 | 45 | 2355343401 |
| R 1 | 1 | 61 | 56 | 22 | 41 | 55 | 2355101001 |
| R 1 1/4 | 1 1/4 | 71 | 69 | 25 | 50 | 65 | 2355545401 |
| R 1 1/2 | 1 1/2 | 85 | 80 | 25 | 60 | 80 | 2355646401 |

to the assembly instruction

to the product video

# CONNECTION TECHNOLOGY

## Drinking water Steel pipe adapters with external thread



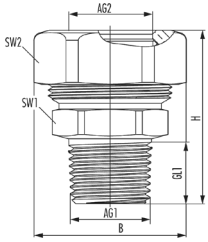


### INFO

// Certified acc. DVGW cold water, Reg.No. DW-8511CU0182
// Fast and dirt-free assembly
// No welding and no thread cutting necessary
// High pressure and temperature resistance
// Flush-mounted use according to DIN
// For steel pipes (DIN EN 10255 M/H, DIN EN 10220-1, DIN EN 10240)

### TECHNICAL DATA

| | |
|---|---|
| Material | Brass blank |
| Material thrust ring | Brass blank |
| Material moulded seal | EPDM |
| Material retaining claw | Stainless steel |
| Max. operating pressure | 10 bar |
| Max. operating temperature | 120 °C |
| Max. operating temperature | 95 °C* |

* ÜA-certified for cold water applications until 20°C

| AG1 | AG2 | B mm | H mm | GL1 mm | SW1 mm | SW2 mm | Item-No |
|---|---|---|---|---|---|---|---|
| R 1/2 | 1/2 | 39.5 | 45 | 16.8 | 27 | 36 | 2755121200 |
| R 3/4 | 3/4 | 50 | 50 | 19 | 34 | 45 | 2755343400 |
| R 1 | 1 | 61 | 56 | 22 | 41 | 55 | 2755101000 |
| R 1 1/4 | 1 1/4 | 71 | 69 | 25 | 50 | 65 | 2755545400 |
| R 1 1/2 | 1 1/2 | 85 | 80 | 25 | 60 | 80 | 2755646400 |

to the assembly instruction

to the product video



Dimensions and specifications may be changed without prior notice



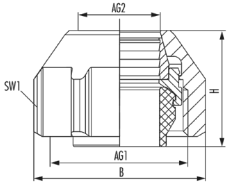


## INFO

// Set consists of 2 compression fittings
// Preassembled and fixed
// Clamping range 15mm
// For copper, precision steel or (stainless) steel pipes with a wall thickness ≥1mm (according to DIN EN 1057, DIN EN 10305-2 and DIN EN 10312)
// Low tightening torque (easy mobility)
// Suitable for district heating
// EPDM sealing element
// Eurocone compatible

## TECHNICAL DATA

| | |
|---|---|
| **Material** | Nickel-plated brass / Coated brass |
| **Material moulded seal** | EPDM |
| **Material clamping ring** | Brass blank |
| **Max. operating pressure** | 10 bar |
| **Max. operating temperature** | 120 °C |
| **Max. operating temperature** | 95 °C* |

* ÜA-certified for cold water applications until 20°C

| AG1 | AG2 | B mm | H mm | SW1 mm | Colour | Item-No |
|---|---|---|---|---|---|---|
| G 3/4 | 15 mm | 33.2 | 20.5 | 30 | nickel-plated | 2 855 001501 |
| G 3/4 | 15 mm | 33.2 | 20.5 | 30 | chrome | 2 855 001502 |

to the assembly instruction

to the product video

UBA konform

## Compression fittings MKV-M



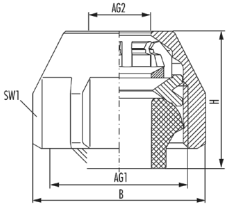


### INFO

// Multi-range compression fitting
// Set consists of 2 compression fittings
// For copper, precision steel or (stainless) steel pipes with a wall thickness ≥1mm (according to DIN EN 1057, DIN EN 10305-2 and DIN EN 10312)
// EPDM sealing element
// Eurocone compatible

### TECHNICAL DATA

| | |
|---|---|
| Material | Nickel-plated brass |
| Material clamping ring | Brass blank |
| Material moulded seal | EPDM |
| Tightening torque | 40 Nm |
| Max. operating pressure | 10 bar |
| Max. operating temperature | 120 °C |
| Max. operating temperature | 95 °C |

* ÜA-certified for cold water applications until 20°C

| AG1 | AG2 | B mm | H mm | SW1 mm | Item-No |
|---|---|---|---|---|---|
| G 3/4 | 10 – 12 mm | 33.2 | 22 | 30 | 2 855 0001 01 |
| G 3/4 | 13 – 15 mm | 33.2 | 22 | 30 | 2 855 0002 01 |
| G 3/4 | 16 – 18 mm | 33.2 | 22 | 30 | 2 855 0003 01 |

to the assembly instruction

UBA konform



Dimensions and specifications may be changed without prior notice



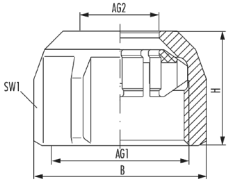


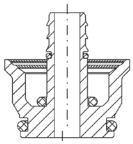

## INFO

// Set consists of 2 compression fittings
// For plastic or metal composite pipes
// With integrated plastic clamp insert
// With support bushings
// Eurocone compatible

## TECHNICAL DATA

| | |
|---|---|
| Material | Nickel-plated brass |
| Material clamping ring | PA |
| Material moulded seal | EPDM |
| Material support sleeve | Brass blank |
| Tightening torque | 40 Nm |
| Max. operating pressure | 10 bar |
| Max. operating temperature | 120 °C |
| Max. operating temperature | 95 °C |

| AG1 | AG2 | B mm | H mm | SW1 mm | Item-No |
|---|---|---|---|---|---|
| G 3/4 | 12 x 2 mm | 33.2 | 24.5 | 30 | 2 862 120 2 01 |
| G 3/4 | 14 x 2 mm | 33.2 | 24.5 | 30 | 2 862 140 2 01 |
| G 3/4 | 16 x 1.8 mm | 33.2 | 25 | 30 | 2 862 161 8 01 |
| G 3/4 | 16 x 2 mm | 33.2 | 25 | 30 | 2 862 160 2 01 |
| G 3/4 | 16 x 2.25 mm | 33.2 | 25 | 30 | 2 862 162 2 01 |
| G 3/4 | 17 x 2 mm | 33.2 | 25 | 30 | 2 862 170 2 01 |
| G 3/4 | 17 x 2.5 mm | 33.2 | 25 | 30 | 2 862 172 5 01 |
| G 3/4 | 18 x 2 mm | 33.2 | 25 | 30 | 2 862 180 2 01 |
| G 3/4 | 20 x 2 mm | 33.2 | 25 | 30 | 2 862 200 2 01 |
| G 3/4 | 20 x 2.5 mm | 33.2 | 25 | 30 | 2 862 202 5 01 |
| G 3/4 | 20 x 2.8 mm | 33.2 | 25 | 30 | 2 862 202 8 01 |
| G 3/4 | 20 x 2.9 mm | 33.2 | 25 | 30 | 2 862 202 9 01 |

to the assembly instruction

# The right solution for every pipe

Good news for all modernisers and renovators: HUMMEL offers compression fittings for all common pipe types on the market. Gone are the days when tradesmen had to search for suitable connection solutions.

28 renovation sets offer solutions for more than 70 different plastic and metal composite pipes. These are almost all pipe types on the market. These sets are especially aimed at the needs in renovation. The old pipes can be pre-treated with a special calibration tool. This creates the conditions for a perfect and safe connection solution. One set consists of 10 fittings and one calibration tool.

## HUMMEL compression fittings make renovation easier:

// For heating and drinking water systems
// Simple, dirt-free installation without special tools
// Space-saving installation especially for difficult environments
// Suitable solutions also for special sizes

**NEW!**
28 MKV-K-Sets
for
renovation





UBA-conform



| Set-No | AG1 | AG2 | Item-No |
|---|---|---|---|
| 1 | G 3/4 | 9.9 x 1.1 mm / 10 x 1.3 mm / 10.1 x 1.1 mm / 12 x 2.25 mm | 2 862 0001 01 |
| 2 | G 3/4 | 11.6 x 1.8 mm / 12 x 1.8 mm / 12 x 2 mm / 13 x 2.5 mm | 2 862 0002 01 |
| 3 | G 3/4 | 11.6 x 1.5 mm / 12 x 1.6 mm / 12 x 1.7 mm | 2 862 0003 01 |
| 4 | G 3/4 | 14 x 2.6 mm | 2 862 0004 01 |
| 5 | G 3/4 | 12 x 1.4 mm / 12 x 1.5 mm | 2 862 0005 01 |
| 6 | G 3/4 | 14 x 2.5 mm | 2 862 0006 01 |
| 7 | G 3/4 | 12 x 1.1 mm / 12 x 1.2 mm / 12 x 1.25 mm / 12 x 1.3 mm | 2 862 0007 01 |
| 8 | G 3/4 | 14 x 2.25 mm | 2 862 0008 01 |
| 9 | G 3/4 | 15 x 2.6 mm / 16 x 3.3 mm | 2 862 0009 01 |
| 10 | G 3/4 | 12 x 1 mm | 2 862 0010 01 |
| 11 | G 3/4 | 13 x 1.5 mm / 14 x 2 mm | 2 862 0011 01 |
| 12 | G 3/4 | 15 x 2.5 mm | 2 862 0012 01 |
| 13 | G 3/4 | 14 x 1.6 mm / 14 x 1.75 mm | 2 862 0013 01 |
| 14 | G 3/4 | 16 x 2.7 mm / 16 x 2.75 mm | 2 862 0014 01 |
| 15 | G 3/4 | 14 x 1.5 mm | 2 862 0015 01 |
| 16 | G 3/4 | 15 x 2.0 mm / 16.2 x 2.6 mm | 2 862 0016 01 |
| 17 | G 3/4 | 15 x 1.8 mm / 15.5 x 2 mm / 16 x 2.2 mm / 16 x 2.25 mm / 17 x 2.75 mm / 17 x 2.8 mm | 2 862 0017 01 |
| 18 | G 3/4 | 14 x 1 mm | 2 862 0018 01 |
| 19 | G 3/4 | 15 x 1.5 mm / 15.6 x 1.8 mm / 16 x 2 mm / 16.2 x 2.1 mm / 16.7 x 2.4 mm / 17 x 2.5 mm | 2 862 0019 01 |
| 20 | G 3/4 | 15 x 1.2 mm / 16 x 1.75 mm / 16 x 1.8 mm / 17 x 2.2 mm | 2 862 0020 01 |
| 21 | G 3/4 | 18 x 2.75 mm | 2 862 0021 01 |
| 22 | G 3/4 | 15 x 1 mm / 16 x 1.5 mm / 17 x 2 mm | 2 862 0022 01 |
| 23 | G 3/4 | 18 x 2.5 mm | 2 862 0023 01 |
| 24 | G 3/4 | 18 x 2 mm / 20 x 2.9 mm | 2 862 0024 01 |
| 25 | G 3/4 | 18 x 1.75 mm / 20 x 2.8 mm | 2 862 0025 01 |
| 26 | G 3/4 | 18 x 1.5 mm / 19 x 2 mm / 20 x 2.5 mm / 20.2 x 2.6 mm | 2 862 0026 01 |
| 27 | G 3/4 | 18 x 1.25 mm / 20 x 2.25 mm / 20 x 2.3 mm | 2 862 0027 01 |
| 28 | G 3/4 | 18 x 1 mm / 18 x 1.2 mm / 20 x 2 mm | 2 862 0028 01 |

## Connector nipple



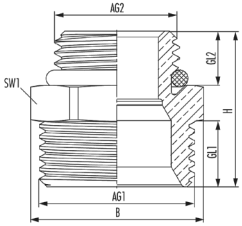


### INFO

// For compression fittings
// For manifolds and fittings
// O-ring sealing
// Flush-mounted use according to DIN
// Eurocone compatible

### TECHNICAL DATA

| | |
|---|---|
| Material | Nickel-plated brass / Brass blank |
| Material moulded seal | EPDM |
| Max. operating pressure | 10 bar |
| Max. operating temperature | 120 °C |
| Max. operating temperature | 95 °C |

| AG1 | AG2 | L mm | B mm | H mm | GL1 mm | GL2 mm | SW1 mm | Material | Item-No |
|---|---|---|---|---|---|---|---|---|---|
| G 3/4 | G 1/2 | 29 | 29 | 26 | 11 | 9 | 26 | Brass blank | 2 554 1234 00 |
| G 3/4 | G 1/2 | 29 | 29 | 26 | 11 | 9 | 26 | Nickel-plated brass | 2 554 1234 01 |



Dimensions and specifications may be changed without prior notice

## Connector nipple flat sealing



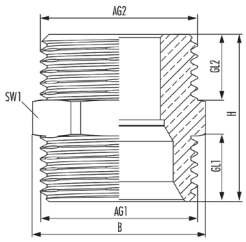


### INFO

// For compression fittings
// For manifolds and fittings
// Transition of pressing systems
// Flush-mounted use according to DIN
// Eurocone compatible

### TECHNICAL DATA

| | |
|---|---|
| Material | Brass blank |
| Max. operating pressure | 10 bar |
| Max. operating temperature | 120 °C |
| Max. operating temperature | 95 °C |

| AG1 | AG2 | L mm | B mm | H mm | GL1 mm | GL2 mm | SW1 mm | Item-No |
|---|---|---|---|---|---|---|---|---|
| G 3/4 | G 3/4 | 29 | 29 | 28 | 11 | 11 | 26 | 2 554 343 4 00 |

## Coupling nipple



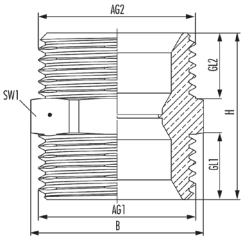


### INFO

// For compression fittings
// Connecting pipe systems
// Flush-mounted use according to DIN
// Eurocone compatible

### TECHNICAL DATA

| | |
|---|---|
| **Material** | Nickel-plated brass / Brass blank |
| **Max. operating pressure** | 10 bar |
| **Max. operating temperature** | 120 °C |
| **Max. operating temperature** | 95 °C |

| AG1 | AG2 | L mm | B mm | H mm | GL1 mm | GL2 mm | SW1 mm | Material | Item-No |
|---|---|---|---|---|---|---|---|---|---|
| G 3/4 | G 3/4 | 29 | 29 | 28 | 11 | 11 | 26 | Brass blank | 2 253 3434 00 |
| G 3/4 | G 3/4 | 29 | 29 | 28 | 11 | 11 | 26 | Nickel-plated brass | 2 253 3434 01 |



Dimensions and specifications may be changed without prior notice



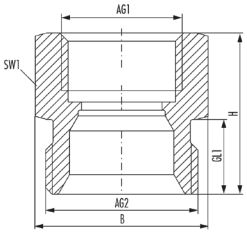


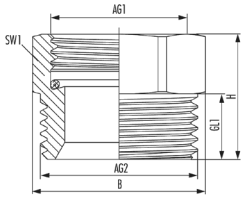


left: 2 254 1244 01 | right: 2 254 5834 01

## INFO

// For compression fittings
// Female thread with seal
// Eurocone compatible

## TECHNICAL DATA

| | |
|---|---|
| **Material** | Nickel-plated brass |
| **Material moulded seal** | Vulcanised fibre / EPDM |
| **Max. operating pressure** | 10 bar |
| **Max. operating temperature** | 120 °C |

| AG1 | AG2 | B mm | H mm | GL1 mm | SW1 mm | Item-No |
|---|---|---|---|---|---|---|
| G 1/2 | G 3/4 | 30 | 28 | 13 | 27 | 2 254 1244 01 |
| G 5/8 | G 3/4 | 29 | 21 | 11 | 26 | 2 254 5834 01 |

## Reductions with external thread



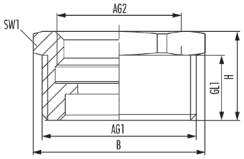


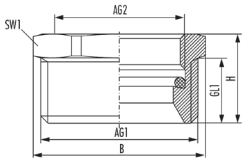


left: 2 549 3412 01 | right: 2 554 2234 01

### INFO

// Compact transition for radiator fittings
// Including sealing

* Eurocone compatible
** flat sealing

### TECHNICAL DATA

| | |
|---|---|
| **Material** | Nickel-plated brass |
| **Material moulded seal** | EPDM |
| **Max. operating pressure** | 10 bar |
| **Max. operating temperature** | 120 °C |

| AG1 | AG2 | B mm | H mm | GL1 mm | SW1 mm | Item-No | |
|---|---|---|---|---|---|---|---|
| G 3/4 | M22 x 1.5 | 29 | 15 | 11 | 26 | 2 554 2234 01 | * |
| G 3/4 | G 1/2 | 29 | 15 | 11 | 26 | 2 549 3412 01 | ** |



Dimensions and specifications may be changed without prior notice



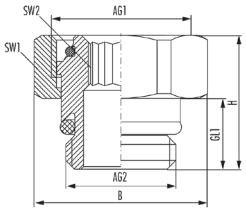


## INFO

// For manifolds and fittings
// Male thread with o-ring seal
// Eurocone compatible

## TECHNICAL DATA

| | |
|---|---|
| **Material** | Nickel-plated brass |
| **Material moulded seal** | EPDM |
| **Max. operating pressure** | 10 bar |
| **Max. operating temperature** | 120 °C |

| AG1 | AG2 | L mm | B mm | H mm | GL1 mm | SW1 mm | SW2 mm | Item-No |
|---|---|---|---|---|---|---|---|---|
| G 3/4 | G 1/2 | 33.5 | 33.5 | 25.5 | 9 | 30 | 12 | 2 908 341 201 |

## Coupling T piece



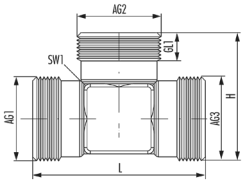


### INFO

// For compression fittings
// Flush-mounted use according to DIN
// Eurocone compatible

### TECHNICAL DATA

| | |
|---|---|
| **Material** | Nickel-plated brass / Brass blank |
| **Max. operating pressure** | 10 bar |
| **Max. operating temperature** | 120 °C |
| **Max. operating temperature** | 95 °C |

| AG1 | AG2 | AG3 | L mm | B mm | GL1 mm | SW1 mm | Material | Item-No |
|---|---|---|---|---|---|---|---|---|
| G 3/4 | G 3/4 | G 3/4 | 54 | 26 | 9 | 22 | Brass blank | 2 253 3495 00 |
| G 3/4 | G 3/4 | G 3/4 | 54 | 26 | 9 | 22 | Nickel-plated brass | 2 253 3495 01 |



Dimensions and specifications may be changed without prior notice



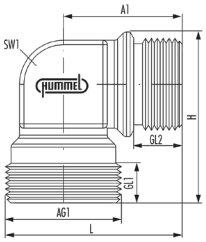


## INFO

// For compression fittings
// Eurocone compatible

## TECHNICAL DATA

| | |
|---|---|
| **Material** | Nickel-plated brass |
| **Max. operating pressure** | 10 bar |
| **Max. operating temperature** | 120 °C |

| AG1 | AG2 | A1 mm | L mm | B mm | H mm | GL1 mm | GL2 mm | SW1 mm | Item-No |
|---|---|---|---|---|---|---|---|---|---|
| G 1/2 | G 3/4 | 27 | 40 | 26.4 | 40 | 9 | 9 | 22 | 2 253 349 201 |
| G 3/4 | G 3/4 | 27 | 40 | 26.4 | 40 | 9 | 9 | 22 | 2 253 349 001 |

# CONNECTION TECHNOLOGY

## Coupling angle with union nut



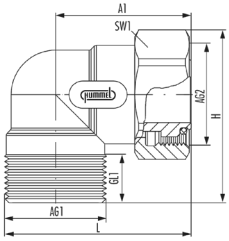


### INFO

// For compression fittings
// Eurocone compatible

### TECHNICAL DATA

| | |
|---|---|
| **Material** | Nickel-plated brass |
| **Material moulded seal** | EPDM |
| **Max. operating pressure** | 10 bar |
| **Max. operating temperature** | 120 °C |

| AG1 | AG2 | A1 mm | L mm | B mm | H mm | GL1 mm | SW1 mm | Item-No |
|---|---|---|---|---|---|---|---|---|
| G 3/4 | G 3/4 | 35.1 | 48 | 26 | 41 | 12.5 | 30 | 2 552 123401 |



Dimensions and specifications may be changed without prior notice

# RADIATOR CONNECTIONS

// Diverters
// Special connections
// Flexible connections
// Connection fittings
// Thermostatic valves
// Threaded-joint radiator returns
// Thermostatic heads



# RADIATOR CONNECTIONS

## Diverters straight type



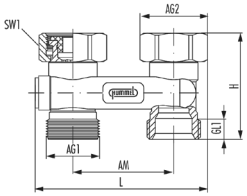


### INFO

// Version cone: 2 cone inserts
// Version nipple: 2 x (G 1/2 x G 3/4)
// For two-pipe systems
// For interchanged flow and return pipes
// Without shutoff
// Eurocone compatible

### TECHNICAL DATA

| | |
|---|---|
| **Material** | Nickel-plated brass |
| **Material moulded seal** | EPDM / Teflon |
| **Max. operating pressure** | 10 bar |
| **Max. operating temperature** | 120 °C |

| AG1 | AG2 | AM mm | L mm | H mm | GL1 mm | SW1 mm | Version | Item-No |
|---|---|---|---|---|---|---|---|---|
| G 3/4 | G 3/4 | 50 | 85.5 | 51 | 10 | 30 | Cone | 2 257 0002 01 |
| G 3/4 | G 3/4 | 50 | 85.5 | 51 | 10 | 30 | Nipple | 2 257 0003 01 |

to the assembly instruction

to the product video



Dimensions and specifications may be changed without prior notice

## Diverters straight type lockable (one/two pipe)



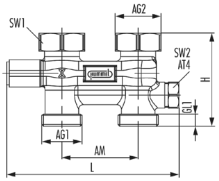


### INFO

// Version cone: 2 cone inserts
// Version nipple: 2 x (G 1/2 x G 3/4)
// For one-pipe and two-pipe systems
// For interchanged flow and return pipes
// With lateral spindle shut-off
// With lateral bypass spindle
// Eurocone compatible

### TECHNICAL DATA

| | |
|---|---|
| **Material** | Nickel-plated brass |
| **Material moulded seal** | EPDM / Teflon |
| **Max. operating pressure** | 10 bar |
| **Max. operating temperature** | 120 °C |

| AG1 | AG2 | AM mm | L mm | H mm | GL1 mm | SW1 mm | SW2 mm | Version | Item-No |
|---|---|---|---|---|---|---|---|---|---|
| G 3/4 | G 3/4 | 50 | 112.9 | 61.1 | 8 | 30 | 17 | Cone | 2 257 0023 01 |
| G 3/4 | G 3/4 | 50 | 112.9 | 61.1 | 8 | 30 | 17 | Nipple | 2 257 0024 01 |

to the assembly instruction

to the product video

# RADIATOR CONNECTIONS

## Diverters corner type lockable (one/two pipe)



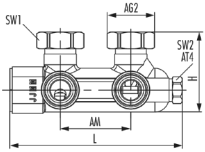


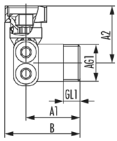


### INFO

// Version cone: 2 cone inserts
// Version nipple: 2 x (G 1/2 x G 3/4)
// For one-pipe and two-pipe systems
// For interchanged flow and return pipes
// With lateral spindle shut-off
// With lateral bypass spindle
// Eurocone compatible

### TECHNICAL DATA

| | |
|---|---|
| **Material** | Nickel-plated brass |
| **Material moulded seal** | EPDM / Teflon |
| **Max. operating pressure** | 10 bar |
| **Max. operating temperature** | 120 °C |

| AG1 | AG2 | AM mm | A1 mm | A2 mm | AT4 | L mm | H mm | GL1 mm | SW1 mm | SW2 mm | Version | Item-No |
|---|---|---|---|---|---|---|---|---|---|---|---|---|
| G 3/4 | G 3/4 | 50 | 39 | 35.4 | Bypass | 122.1 | 56.6 | 11 | 30 | 17 | Cone | 2 257 0026 01 |
| G 3/4 | G 3/4 | 50 | 39 | 35.4 | Bypass | 122.1 | 56.6 | 11 | 30 | 17 | Nipple | 2 257 0027 01 |

to the assembly instruction

to the product video



Dimensions and specifications may be changed without prior notice

## Diverters straight type lockable



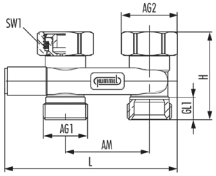


### INFO

// Version cone: 2 cone inserts
// Version nipple: 2 x (G 1/2 x G 3/4)
// For two-pipe systems
// For interchanged flow and return pipes
// With lateral spindle shut-off
// Eurocone compatible

### TECHNICAL DATA

| | |
|---|---|
| **Material** | Nickel-plated brass |
| **Material moulded seal** | EPDM / Teflon |
| **Max. operating pressure** | 10 bar |
| **Max. operating temperature** | 120 °C |

| AG1 | AG2 | AM mm | L mm | H mm | GL1 mm | SW1 mm | Version | Item-No |
|---|---|---|---|---|---|---|---|---|
| G 3/4 | G 3/4 | 50 | 103 | 51 | 10 | 30 | Cone | 2 257 0004 01 |
| G 3/4 | G 3/4 | 50 | 103 | 51 | 10 | 30 | Nipple | 2 257 0005 01 |

to the assembly instruction

to the product video

# RADIATOR CONNECTIONS

## Diverters corner type lockable



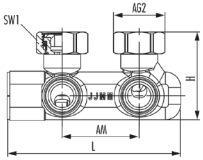


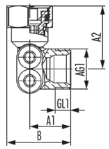


### INFO

// Version cone: 2 cone inserts
// Version nipple: 2 x (G 1/2 x G 3/4)
// For two-pipe systems
// For interchanged flow and return pipes
// With lateral spindle shut-off
// Eurocone compatible

### TECHNICAL DATA

| | |
|---|---|
| **Material** | Nickel-plated brass |
| **Material moulded seal** | EPDM / Teflon |
| **Max. operating pressure** | 10 bar |
| **Max. operating temperature** | 120 °C |

| AG1 | AG2 | A1 mm | A2 mm | AM mm | L mm | H mm | GL1 mm | SW1 mm | Version | Item-No |
|---|---|---|---|---|---|---|---|---|---|---|
| G 3/4 | G 3/4 | 27 | 40 | 50 | 112.7 | 53.5 | 10 | 30 | Cone | 2 257 001 0 01 |
| G 3/4 | G 3/4 | 27 | 40 | 50 | 112.7 | 53.5 | 10 | 30 | Nipple | 2 257 001 1 01 |

to the assembly instruction

to the product video



Dimensions and specifications may be changed without prior notice



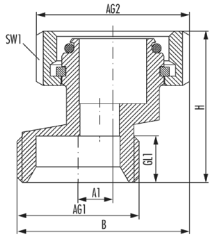


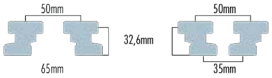


## INFO

// For the adjustment of axial pipe distances
// Conical sealing
// Eurocone compatible

## TECHNICAL DATA

| | |
|---|---|
| **Material** | Nickel-plated brass |
| **Material moulded seal** | EPDM |
| **Max. operating pressure** | 10 bar |
| **Max. operating temperature** | 120 °C |

| AG1 | AG2 | A1 mm | B mm | H mm | GL1 mm | SW1 mm | Item-No |
|---|---|---|---|---|---|---|---|
| G 1/2 | G 3/4 | 7.5 | 33.5 | 32.6 | 12 | 30 | 2 556 341 2 01 |
| G 3/4 | G 3/4 | 7.5 | 34 | 32.6 | 10 | 30 | 2 556 343 4 01 |
| M22 x 1.5 | G 3/4 | 7.5 | 33.5 | 32.6 | 10 | 30 | 2 556 342 2 01 |

# RADIATOR CONNECTIONS

## Cone adapter



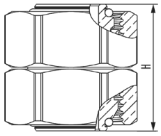

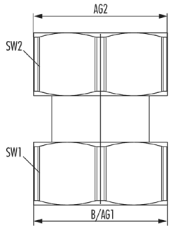


### INFO

// Connection between return screw fitting and valve radiator
// Conical sealing
// Eurocone compatible

### TECHNICAL DATA

| | |
|---|---|
| **Material** | Nickel-plated brass |
| **Material moulded seal** | EPDM |
| **Max. operating pressure** | 10 bar |
| **Max. operating temperature** | 120 °C |

| AG1 | AG2 | L mm | B mm | H mm | SW1 mm | SW2 mm | Item-No |
|---|---|---|---|---|---|---|---|
| G 3/4 | G 3/4 | 33.5 | 33.5 | 32 | 30 | 30 | 2 155 343 401 |



Dimensions and specifications may be changed without prior notice

## Telescopic adapter



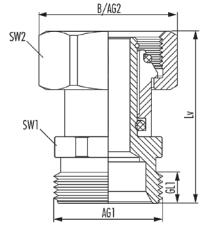


### INFO

// Version cone & nipple: 1 cone insert & 1 x (G 1/2 x G 3/4)
// Version cone: 1 cone insert
// Version nipple: 1 x (G 1/2 x G 3/4)
// For length compensation of valves and fittings
// Eurocone compatible

### TECHNICAL DATA

| | |
|---|---|
| **Material** | Nickel-plated brass |
| **Material moulded seal** | EPDM |
| **Max. operating pressure** | 10 bar |
| **Max. operating temperature** | 120 °C |

| AG1 | AG2 | Lv mm | B mm | H mm | GL1 mm | SW1 mm | SW2 mm | Version | Item-No |
|---|---|---|---|---|---|---|---|---|---|
| G 3/4 | G 3/4 | 37.1 – 53 | 33.5 | 53 | 10 | 24 | 30 | - | 2 559 343 401 |
| G 3/4 | G 3/4 | 37.1 – 53 | 33.5 | 53 | 10 | 24 | 30 | Nipple | 2 559 343 501 |
| G 3/4 | G 3/4 | 37.1 – 53 | 33.5 | 53 | 10 | 24 | 30 | Cone | 2 559 343 601 |
| G 3/4 | G 3/4 | 37.1 – 53 | 33.5 | 53 | 10 | 24 | 30 | Cone & nipple | 2 859 343 501 |

to the assembly instruction

# RADIATOR CONNECTIONS

## Telescopic connections



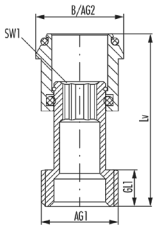


### INFO

// To compensate for distances between valve and radiator

// O-ring sealing

### TECHNICAL DATA

| | |
|---|---|
| **Material** | Nickel-plated brass |
| **Material moulded seal** | EPDM |
| **Max. operating pressure** | 10 bar |
| **Max. operating temperature** | 120 °C |

| AG1 | AG2 | Lv mm | B mm | H mm | GL1 mm | SW1 mm | Item-No |
|---|---|---|---|---|---|---|---|
| G 3/8 | 1/2 | 31 – 47 | 19.8 | 47 | 10 | 5 | 2559380001 |
| G 1/2 | 3/4 | 31 – 47 | 23.9 | 47 | 10 | 8 | 2559120001 |
| G 3/4 | 1 | 31 – 47 | 29 | 47 | 10 | 10 | 2559340001 |

to the assembly instruction



Dimensions and specifications may be changed without prior notice

## Threaded pipe adapter



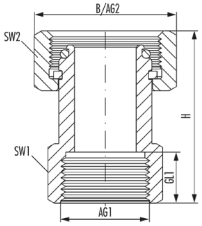


### INFO

// Adapter with G 3/4 union nut
// O-ring sealing
// Eurocone compatible

### TECHNICAL DATA

| | |
|---|---|
| **Material** | Nickel-plated brass |
| **Material moulded seal** | EPDM |
| **Max. operating pressure** | 10 bar |
| **Max. operating temperature** | 120 °C |

| AG1 | AG2 | L mm | B mm | H mm | GL1 mm | SW1 mm | SW2 mm | Item-No |
|---|---|---|---|---|---|---|---|---|
| G 3/8 | G 3/4 | 33.5 | 33.5 | 40.55 | 9.8 | 24 | 30 | 2 559 343 801 |
| G 1/2 | G 3/4 | 33.5 | 33.5 | 37.2 | 10 | 24 | 30 | 2 559 341 201 |

# RADIATOR CONNECTIONS

## Extension piece



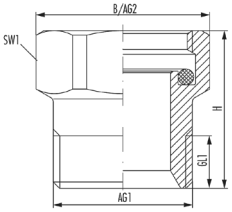


### INFO

// Extension of fittings, valves and return fittings
// For the adjustment of horizontal and vertical pipe distances
// O-ring sealing
// Eurocone compatible

### TECHNICAL DATA

| | |
|---|---|
| **Material** | Nickel-plated brass |
| **Material moulded seal** | EPDM |
| **Max. operating pressure** | 10 bar |
| **Max. operating temperature** | 120 °C |

| AG1 | AG2 | L mm | B mm | H mm | GL1 mm | SW1 mm | Item-No |
|---|---|---|---|---|---|---|---|
| G 3/4 | G 3/4 | 33 | 33 | 30 | 10 | 30 | 2555343401 |
| G 3/4 | G 3/4 | 33 | 33 | 60 | 10 | 30 | 2555346001 * |

* NEW



Dimensions and specifications may be changed without prior notice



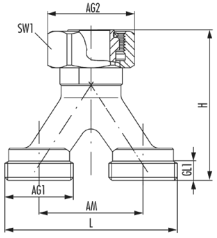


## INFO

// Version nipple: 1 x (G 1/2 x G 3/4)
// Small distributors for heating circuits, manifolds and control boxes
// Eurocone compatible

## TECHNICAL DATA

| | |
|---|---|
| **Material** | Nickel-plated brass |
| **Material moulded seal** | EPDM |
| **Max. operating pressure** | 10 bar |
| **Max. operating temperature** | 120 °C |

| AG1 | AG2 | AM mm | L mm | H mm | GL1 mm | SW1 mm | Version | Item-No |
|---|---|---|---|---|---|---|---|---|
| G 3/4 | G 3/4 | 40 | 66 | 58 | 7.5 | 30 | - | 2 257 0008 01 |
| G 3/4 | G 3/4 | 40 | 66 | 58 | 7.5 | 30 | Nipple | 2 257 0009 01 |

# RADIATOR CONNECTIONS

## Mounting bridge



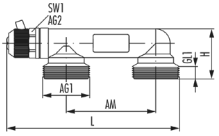


### INFO

// To span the flow and return pipes
// With HUMMEL air bleeder valve
// Eurocone compatible

### TECHNICAL DATA

| | |
|---|---|
| **Material** | Nickel-plated brass |
| **Material moulded seal** | EPDM |
| **Max. operating pressure** | 10 bar |
| **Max. operating temperature** | 120 °C |

| AG1 | AG2 | AM mm | L mm | H mm | GL1 mm | SW1 mm | Item-No |
|---|---|---|---|---|---|---|---|
| G 3/4 | G 1/4 | 50 | 96.4 | 28.5 | 8.4 | 15 | 2 257 0001 01 |

to the assembly instruction



Dimensions and specifications may be changed without prior notice



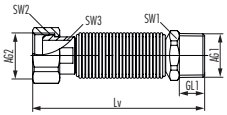


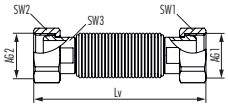


left: 2 823 3434 01 | right: 2 830 3434 01

## INFO

// Union nut G 3/4
// Stainless steel corrugated tube extentable
// Flat sealing version
// For the replacement of boilers, instantaneous water heaters, storage tanks and wall-mounted appliances

## TECHNICAL DATA

| | |
|---|---|
| **Material** | Stainless steel |
| **Material moulded seal** | AFM |
| **Material union nut** | Nickel-plated brass |
| **Max. operating pressure** | 6 bar |
| **Max. operating temperature** | 95 °C |

| AG1 | AG2 | Lv mm | SW1 mm | SW2 mm | SW3 mm | Flow rate l/h | Item-No |
|---|---|---|---|---|---|---|---|
| R 3/4 | G 3/4 | 95 – 200 | 27 | 30 | 21 | 2200 | 2 823 3434 01 |
| G 3/4 | G 3/4 | 95 – 200 | 30 | 30 | 21 | 2200 | 2 830 3434 01 |

to the product video

# RADIATOR CONNECTIONS

## Flexible radiator connections with reduction



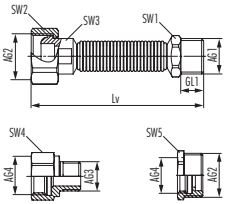


### INFO

// Stainless steel corrugated tube extentable
// Incl. Reduction G 1/2 x G 3/8 and G 3/4 x G 1/2
// Eurocone compatible
// For connection to TH/RV valves in 3/8" the 2254583401 reducer is also required

### TECHNICAL DATA

| | |
|---|---|
| **Material** | Stainless steel |
| **Material moulded seal** | EPDM |
| **Material reduction** | Nickel-plated brass |
| **Max. operating pressure** | 10 bar |
| **Max. operating temperature** | 120 °C |

| AG1 | AG2 | AG3 | AG4 | Lv mm | SW1 mm | SW2 mm | SW3 mm | SW4 mm | SW5 mm | Item-No |
|---|---|---|---|---|---|---|---|---|---|---|
| R 1/2 | G 3/4 | G 3/8 | G 1/2 | 65 – 95 | 22 | 30 | 19 | 24 | 26 | 2 826 1238 341 |
| R 1/2 | G 3/4 | G 3/8 | G 1/2 | 93 – 143 | 22 | 30 | 19 | 24 | 26 | 2 827 1238 341 |
| R 1/2 | G 3/4 | G 3/8 | G 1/2 | 115 – 210 | 22 | 30 | 19 | 24 | 26 | 2 828 1238 341 |
| R 1/2 | G 3/4 | G 3/8 | G 1/2 | 190 – 410 | 22 | 30 | 19 | 24 | 26 | 2 829 1238 341 |

to the product video



Dimensions and specifications may be changed without prior notice



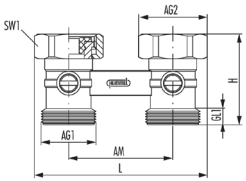


## INFO

// Version cone: 2 cone inserts
// Version nipple: 2 x (G 1/2 x G 3/4)
// For two-pipe systems
// Compact design
// Flat sealing version
// Ball shut-off valve
// Eurocone compatible

## TECHNICAL DATA

| | |
|---|---|
| **Material** | Nickel-plated brass |
| **Material moulded seal** | EPDM / Teflon |
| **Max. operating pressure** | 10 bar |
| **Max. operating temperature** | 120 °C |

| AG1 | AG2 | AM mm | L mm | H mm | GL1 mm | SW1 mm | Version | Item-No |
|---|---|---|---|---|---|---|---|---|
| G 3/4 | G 3/4 | 50 | 83.5 | 43.5 | 8 | 30 | Nipple | 2 249 343 501 |
| G 3/4 | G 3/4 | 50 | 83.5 | 43.5 | 8 | 30 | Cone | 2 249 343 601 |

to the assembly instruction

# RADIATOR CONNECTIONS

## Two-pipe terminal blocks corner type



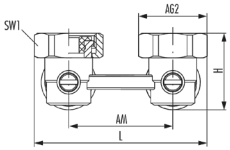


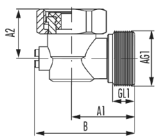


### INFO

// Version cone: 2 cone inserts
// Version nipple: 2 x (G 1/2 x G 3/4)
// For two-pipe systems
// Compact design
// Flat sealing version
// Ball shut-off valve
// Eurocone compatible

### TECHNICAL DATA

| | |
|---|---|
| **Material** | Nickel-plated brass |
| **Material moulded seal** | EPDM / Teflon |
| **Max. operating pressure** | 10 bar |
| **Max. operating temperature** | 120 °C |

| AG1 | AG2 | A1 mm | AM mm | L mm | H mm | GL1 mm | SW1 mm | Version | Item-No |
|---|---|---|---|---|---|---|---|---|---|
| G 3/4 | G 3/4 | 30 | 50 | 83.5 | 35.6 | 10.5 | 30 | Nipple | 2 249 8435 01 |
| G 3/4 | G 3/4 | 30 | 50 | 83.5 | 35.6 | 10.5 | 30 | Cone | 2 249 8436 01 |

to the assembly instruction



Dimensions and specifications may be changed without prior notice

## Two-pipe terminal blocks straight type drainable



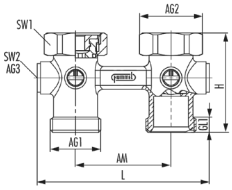


### INFO

// Version cone: 2 cone inserts
// Version nipple: 2 x (G 1/2 x G 3/4)
// For two-pipe systems
// Compact design
// Flat sealing version
// Ball shut-off valve
// Eurocone compatible

### TECHNICAL DATA

| | |
|---|---|
| **Material** | Nickel-plated brass |
| **Material moulded seal** | EPDM / Teflon |
| **Max. operating pressure** | 10 bar |
| **Max. operating temperature** | 120 °C |

| AG1 | AG2 | AG3 | AM mm | L mm | H mm | GL1 mm | SW1 mm | SW2 mm | Version | Item-No |
|---|---|---|---|---|---|---|---|---|---|---|
| G 3/4 | G 3/4 | G 1/4 | 50 | 90.2 | 52.1 | 8 | 30 | 6 | Cone | 2 218 343 601 |

to the assembly instruction

# RADIATOR CONNECTIONS

## Two-pipe terminal blocks corner type drainable



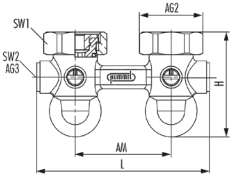


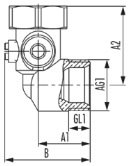


### INFO

// Version cone: 2 cone inserts
// Version nipple: 2 x (G 1/2 x G 3/4)
// For two-pipe systems
// Compact design
// Flat sealing version
// Ball shut-off valve
// Eurocone compatible

### TECHNICAL DATA

| | |
|---|---|
| **Material** | Nickel-plated brass |
| **Material moulded seal** | EPDM / Teflon |
| **Max. operating pressure** | 10 bar |
| **Max. operating temperature** | 120 °C |

| AG1 | AG2 | AG3 | AM mm | L mm | H mm | GL1 mm | SW1 mm | SW2 mm | Version | Item-No |
|---|---|---|---|---|---|---|---|---|---|---|
| G 3/4 | G 3/4 | G 1/4 | 50 | 90.2 | 53.2 | 11 | 30 | 6 | Cone | 2 218 843 601 |

to the assembly instruction



Dimensions and specifications may be changed without prior notice

## Two-pipe terminal blocks straight type (quadruple connection)



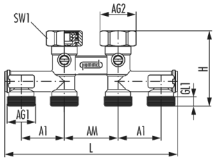


### INFO

// Version cone: 2 cone inserts
// Version nipple: 2 x (G 1/2 x G 3/4)
// For two-pipe systems
// Compact design
// Flat sealing version
// Ball shut-off valve
// Eurocone compatible

### TECHNICAL DATA

| | |
|---|---|
| **Material** | Nickel-plated brass |
| **Material moulded seal** | EPDM / Teflon |
| **Max. operating pressure** | 10 bar |
| **Max. operating temperature** | 120 °C |

| AG1 | AG2 | A1 mm | AM mm | L mm | H mm | GL1 mm | SW1 mm | Version | Item-No |
|---|---|---|---|---|---|---|---|---|---|
| G 3/4 | G 3/4 | 40 | 50 | 161 | 70.1 | 8 | 30 | Cone | 2 257 0021 01 |
| G 3/4 | G 3/4 | 40 | 50 | 161 | 70.1 | 8 | 30 | Nipple | 2 257 0022 01 |

to the assembly instruction

# RADIATOR CONNECTIONS

## One-pipe terminal blocks straight type



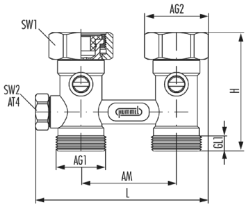


### INFO

// Version cone: 2 cone inserts
// Version nipple: 2 x (G 1/2 x G 3/4)
// For single pipe systems
// Compact design
// With lateral bypass spindle
// Flat sealing version
// Ball shut-off valve
// Eurocone compatible

### TECHNICAL DATA

| | |
|---|---|
| **Material** | Nickel-plated brass |
| **Material moulded seal** | EPDM / Teflon |
| **Max. operating pressure** | 10 bar |
| **Max. operating temperature** | 120 °C |

| AG1 | AG2 | B mm | H mm | GL1 mm | SW1 mm | Version | Item-No |
|---|---|---|---|---|---|---|---|
| G 3/4 | G 3/4 | 33.5 | 62.1 | 8 | 30 | Nipple | 2 248 343 501 |
| G 3/4 | G 3/4 | 33.5 | 62.1 | 8 | 30 | Cone | 2 248 343 601 |

to the assembly instruction



Dimensions and specifications may be changed without prior notice



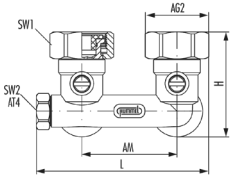


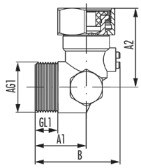


## INFO

// Version cone: 2 cone inserts
// Version nipple: 2 x (G 1/2 x G 3/4)
// For single pipe systems
// Compact design
// With lateral bypass spindle
// Flat sealing version
// Ball shut-off valve
// Eurocone compatible

## TECHNICAL DATA

| | |
|---|---|
| **Material** | Nickel-plated brass |
| **Material moulded seal** | EPDM / Teflon |
| **Max. operating pressure** | 10 bar |
| **Max. operating temperature** | 120 °C |

| AG1 | AG2 | A1 mm | A2 mm | B mm | H mm | GL1 mm | SW1 mm | Version | Item-No |
|---|---|---|---|---|---|---|---|---|---|
| G 3/4 | G 3/4 | 27 | 41.6 | 43.8 | 53.2 | 12 | 30 | Nipple | 2 248 8435 01 |
| G 3/4 | G 3/4 | 27 | 41.6 | 43.8 | 53.2 | 12 | 30 | Cone | 2 248 8436 01 |

to the assembly instruction

# RADIATOR CONNECTIONS

## Single-connection fittings straight type



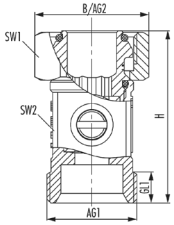


### INFO

// Version nipple: 1 x (G 1/2 x G 3/4)
// For two-pipe systems
// Compact design
// Conical sealing
// Ball shut-off valve
// Eurocone compatible

### TECHNICAL DATA

| | |
|---|---|
| **Material** | Nickel-plated brass |
| **Material moulded seal** | EPDM / Teflon |
| **Max. operating pressure** | 10 bar |
| **Max. operating temperature** | 120 °C |

| AG1 | AG2 | L mm | B mm | H mm | GL1 mm | SW1 mm | SW2 mm | Version | Item-No |
|---|---|---|---|---|---|---|---|---|---|
| G 3/4 | G 3/4 | 33.5 | 33.5 | 50.6 | 9.2 | 30 | 23 | - | 2 256 343 401 |
| G 3/4 | G 3/4 | 33.5 | 33.5 | 50.6 | 9.2 | 30 | 23 | Nipple | 2 256 343 501 |

to the assembly instruction



Dimensions and specifications may be changed without prior notice



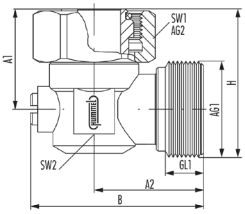


## INFO

// Version nipple: 1 x (G 1/2 x G 3/4)
// For two-pipe systems
// Compact design
// Conical sealing
// Ball shut-off valve
// Eurocone compatible

## TECHNICAL DATA

| | |
|---|---|
| **Material** | Nickel-plated brass |
| **Material moulded seal** | EPDM / Teflon |
| **Max. operating pressure** | 10 bar |
| **Max. operating temperature** | 120 °C |

| AG1 | AG2 | A1 mm | A2 mm | L mm | B mm | H mm | GL1 mm | SW1 mm | SW2 mm | Version | Item-No |
|---|---|---|---|---|---|---|---|---|---|---|---|
| G 3/4 | G 3/4 | 27.6 | 30.4 | 33.5 | 46.8 | 40.7 | 10.4 | 30 | 23 | - | 2 256 843 401 |
| G 3/4 | G 3/4 | 27.6 | 30.4 | 33.5 | 46.8 | 40.7 | 10.4 | 30 | 23 | Nipple | 2 256 843 501 |

to the assembly instruction

# RADIATOR CONNECTIONS

## Single-connection fittings straight type with internal thread



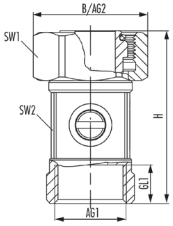


### INFO

// Version nipple: 1 x (G 1/2 x G 3/4)
// For two-pipe systems
// Compact design
// Conical sealing
// Ball shut-off valve
// Eurocone compatible

### TECHNICAL DATA

| | |
|---|---|
| **Material** | Nickel-plated brass |
| **Material moulded seal** | EPDM / Teflon |
| **Max. operating pressure** | 10 bar |
| **Max. operating temperature** | 120 °C |

| AG1 | AG2 | L mm | B mm | H mm | GL1 mm | SW1 mm | SW2 mm | Version | Item-No |
|---|---|---|---|---|---|---|---|---|---|
| G 1/2 | G 3/4 | 33.5 | 33.5 | 50.6 | 10 | 30 | 23 | - | 2 256 1234 01 |
| G 1/2 | G 3/4 | 33.5 | 33.5 | 50.6 | 10 | 30 | 23 | Nipple | 2 256 1235 01 |

to the assembly instruction



Dimensions and specifications may be changed without prior notice

## Single-connection fittings corner type with internal thread



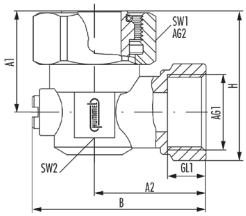


### INFO

// Version nipple: 1 x (G 1/2 x G 3/4)
// For two-pipe systems
// Compact design
// Conical sealing
// Ball shut-off valve
// Eurocone compatible

### TECHNICAL DATA

| | |
|---|---|
| **Material** | Nickel-plated brass |
| **Material moulded seal** | EPDM / Teflon |
| **Max. operating pressure** | 10 bar |
| **Max. operating temperature** | 120 °C |

| AG1 | AG2 | A1 mm | A2 mm | L mm | B mm | H mm | GL1 mm | SW1 mm | SW2 mm | Version | Item-No |
|---|---|---|---|---|---|---|---|---|---|---|---|
| G 1/2 | G 3/4 | 27.6 | 30.4 | 33.5 | 46.8 | 40.4 | 9 | 30 | 23 | - | 2 256 841 2 01 |
| G 1/2 | G 3/4 | 27.6 | 30.4 | 33.5 | 46.8 | 40.4 | 9 | 30 | 23 | Nipple | 2 256 841 3 01 |

to the assembly instruction

# RADIATOR CONNECTIONS

## Quadro valve terminal blocks



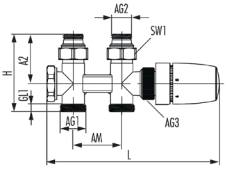


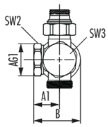


### INFO

// Version nipple: 2 x (G 1/2 x G 3/4)
// Valve manifold with thermostatic head and cover cap
// For two-pipe systems in corner or through form
// For pipe connection to the wall or perpendicular to the floor
// The thermostatic head can be mounted on the left or right side
// Thermostatic valve bonnet and shut-off bonnet can be exchanged
// The flow must always be connected on the side of the thermostat sensor

### TECHNICAL DATA

| | |
|---|---|
| **Material** | Nickel-plated brass |
| **Material moulded seal** | EPDM / Teflon |
| **Max. operating pressure** | 10 bar |
| **Max. operating temperature** | 90 °C |
| **Thermostat connection** | M30 x 1.5 |

| AG1 | AG2 | AG3 | AM mm | A1 mm | A2 mm | L mm | H mm | Colour | Version | Item-No |
|---|---|---|---|---|---|---|---|---|---|---|
| G 3/4 | G 1/2 | M30 x 1,5 | 50 | 26 | 51 | 178 | 80 | chrome | Nipple | 2 219 841 202 |
| G 3/4 | G 1/2 | M30 x 1,5 | 50 | 26 | 51 | 178 | 80 | white | Nipple | 2 219 841 290 |
| G 3/4 | G 1/2 | M30 x 1,5 | 50 | 26 | 51 | 178 | 80 | black | Nipple | 2 219 841 205 |

to the assembly instruction



Dimensions and specifications may be changed without prior notice

## Thermostatic valve straight type (Eurocone)



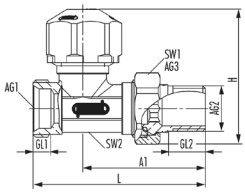


### INFO

// Single connection
// With pre-adjustable thermostatic valve insert and protective cap
// Eurocone compatible

### TECHNICAL DATA

| | |
|---|---|
| **Material** | Nickel-plated brass |
| **Max. operating pressure** | 10 bar |
| **Max. operating temperature** | 90 °C |
| **Thermostat connection** | M30 x 1.5 |

| AG1 | AG2 | AG3 | A1 mm | L mm | H mm | GL1 mm | GL2 mm | SW1 mm | SW2 mm | SW3 mm | Item-No |
|---|---|---|---|---|---|---|---|---|---|---|---|
| G 3/4 | G 1/2 | G 3/4 | 56.7 | 80 | 54 | 7.5 | 15 | 30 | 22 | 22 | 2914123401 |

to the assembly instruction

# RADIATOR CONNECTIONS

## Thermostatic valve corner type (Eurocone)



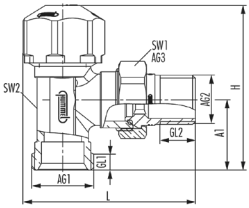


### INFO

// Single connection
// With pre-adjustable thermostatic valve insert and protective cap
// Eurocone compatible

### TECHNICAL DATA

| | |
|---|---|
| **Material** | Nickel-plated brass |
| **Max. operating pressure** | 10 bar |
| **Max. operating temperature** | 90 °C |
| **Thermostat connection** | M30 x 1.5 |

| AG1 | AG2 | AG3 | A1 mm | L mm | H mm | GL1 mm | GL2 mm | SW1 mm | SW2 mm | SW3 mm | Item-No |
|---|---|---|---|---|---|---|---|---|---|---|---|
| G 3/4 | G 1/2 | G 3/4 | 30 | 73.2 | 65.5 | 7.5 | 15 | 30 | 22 | 22 | 2 904 1234 01 |

to the assembly instruction



Dimensions and specifications may be changed without prior notice

## Thermostatic valves straight type (internal thread)



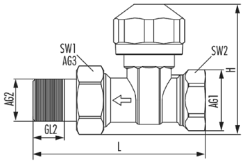


### INFO

// Single connection
// With pre-adjustable thermostatic valve insert and protective cap
// Internal thread

### TECHNICAL DATA

| | |
|---|---|
| **Material** | Nickel-plated brass |
| **Max. operating pressure** | 10 bar |
| **Max. operating temperature** | 90 °C |
| **Thermostat connection** | M30 x 1.5 |

| AG1 | AG2 | AG3 | L mm | H mm | GL2 mm | SW1 mm | SW2 mm | SW3 mm | Item-No |
|---|---|---|---|---|---|---|---|---|---|
| G 3/8 | G 3/8 | G 5/8 | 75 | 57.5 | 11 | 27 | 22 | 22 | 2914380001 |
| G 1/2 | G 1/2 | G 3/4 | 84 | 59 | 15 | 30 | 27 | 22 | 2914120001 |
| G 3/4 | G 3/4 | G 1 | 96 | 71 | 16 | 38 | 32 | 22 | 2914340001 |

to the assembly instruction

# RADIATOR CONNECTIONS

## Thermostatic valves corner type (internal thread)



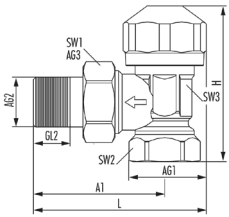


### INFO

// Single connection
// With pre-adjustable thermostatic valve insert and protective cap
// Internal thread

### TECHNICAL DATA

| | |
|---|---|
| **Material** | Nickel-plated brass |
| **Max. operating pressure** | 10 bar |
| **Max. operating temperature** | 90 °C |
| **Thermostat connection** | M30 x 1.5 |

| AG1 | AG2 | AG3 | A1 mm | L mm | H mm | GL2 mm | SW1 mm | SW2 mm | SW3 mm | Item-No |
|---|---|---|---|---|---|---|---|---|---|---|
| G 3/8 | G 3/8 | G 5/8 | 20 | 65.5 | 55.5 | 11 | 27 | 22 | 22 | 2 904 380001 |
| G 1/2 | G 1/2 | G 3/4 | 25 | 69.5 | 60.5 | 15 | 30 | 27 | 22 | 2 904 120001 |
| G 3/4 | G 3/4 | G 1 | 29 | 76.5 | 78 | 16 | 38 | 32 | 22 | 2 904 340001 |

to the assembly instruction



Dimensions and specifications may be changed without prior notice

## Thermostatic valve angle corner type right



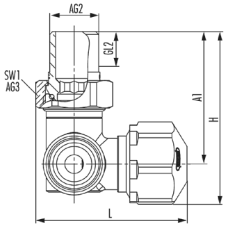


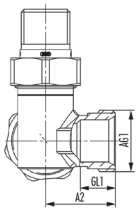


### INFO

// Single connection
// With pre-adjustable thermostatic valve insert and protective cap
// Eurocone compatible

### TECHNICAL DATA

| | |
|---|---|
| **Material** | Nickel-plated brass |
| **Max. operating pressure** | 10 bar |
| **Max. operating temperature** | 90 °C |
| **Thermostat connection** | M30 x 1.5 |

| AG1 | AG2 | AG3 | A1 mm | L mm | H mm | GL1 mm | GL2 mm | SW1 mm | Item-No |
|---|---|---|---|---|---|---|---|---|---|
| G 3/4 | G 1/2 | G 3/4 | 56.7 | 53.5 | 73.2 | 7.5 | 15 | 30 | 2 922 123401 |

to the assembly instruction

# RADIATOR CONNECTIONS

## Thermostatic valve angle corner type left



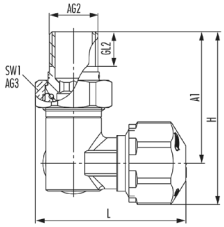


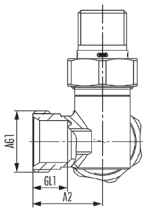


### INFO

// Single connection
// With pre-adjustable thermostatic valve insert and protective cap
// Eurocone compatible

### TECHNICAL DATA

| | |
|---|---|
| **Material** | Nickel-plated brass |
| **Max. operating pressure** | 10 bar |
| **Max. operating temperature** | 90 °C |
| **Thermostat connection** | M30 x 1.5 |

| AG1 | AG2 | AG3 | A1 mm | L mm | H mm | GL1 mm | GL2 mm | SW1 mm | Item-No |
|---|---|---|---|---|---|---|---|---|---|
| G 3/4 | G 1/2 | G 3/4 | 56.7 | 53.5 | 73.2 | 7.5 | 15 | 30 | 2 923 123 401 |

to the assembly instruction



Dimensions and specifications may be changed without prior notice

## Threaded-joint radiator return straight type (Eurocone)



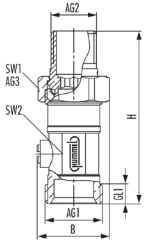


### INFO

// Single connection
// Ball shut-off valve
// Eurocone compatible

### TECHNICAL DATA

| | |
|---|---|
| **Material** | Nickel-plated brass |
| **Max. operating pressure** | 10 bar |
| **Max. operating temperature** | 90 °C |

| AG1 | AG2 | AG3 | L mm | B mm | H mm | GL1 mm | GL2 mm | SW1 mm | SW2 mm | Item-No |
|---|---|---|---|---|---|---|---|---|---|---|
| G 3/4 | G 1/2 | G 3/4 | 33.5 | 33.5 | 79.7 | 9.2 | 15 | 30 | 23 | 2 920 123 401 |

to the assembly instruction

# RADIATOR CONNECTIONS

## Threaded-joint radiator return corner type (Eurocone)



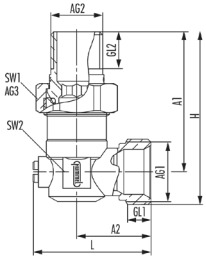


### INFO

// Single connection
// Ball shut-off valve
// Eurocone compatible

### TECHNICAL DATA

| | |
|---|---|
| **Material** | Nickel-plated brass |
| **Max. operating pressure** | 10 bar |
| **Max. operating temperature** | 90 °C |

| AG1 | AG2 | AG3 | A1 mm | A2 mm | L mm | B mm | H mm | GL1 mm | GL2 mm | SW1 mm | SW2 mm | Item-No |
|---|---|---|---|---|---|---|---|---|---|---|---|---|
| G 3/4 | G 1/2 | G 3/4 | 56.7 | 30 | 46.8 | 33.5 | 69.8 | 10.5 | 15 | 30 | 23 | 2 925 123 401 |

to the assembly instruction



Dimensions and specifications may be changed without prior notice

## Threaded-joint radiator returns straight type (internal thread)



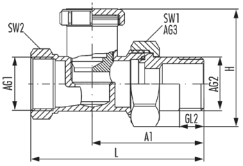


### INFO

// Single connection
// Spindle shut-off
// Adjustable rate of flow
// Internal thread

### TECHNICAL DATA

| | |
|---|---|
| **Material** | Nickel-plated brass |
| **Max. operating pressure** | 10 bar |
| **Max. operating temperature** | 90 °C |

| AG1 | AG2 | AG3 | A1 mm | L mm | B mm | H mm | GL2 mm | SW1 mm | SW2 mm | Item-No |
|---|---|---|---|---|---|---|---|---|---|---|
| G 3/8 | G 3/8 | G 5/8 | 55 | 75 | 32 | 43.5 | 11 | 25 | 22 | 2915380001 |
| G 1/2 | G 1/2 | G 3/4 | 60 | 84 | 33.5 | 45 | 15 | 30 | 26 | 2915120001 |
| G 3/4 | G 3/4 | G 1 | 62 | 95 | 44 | 57 | 16 | 37 | 30 | 2915340001 |

to the assembly instruction

# RADIATOR CONNECTIONS

## Threaded-joint radiator returns corner type (internal thread)



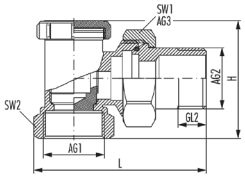


### INFO

// Single connection
// Spindle shut-off
// Adjustable rate of flow
// Internal thread

### TECHNICAL DATA

| | |
|---|---|
| **Material** | Nickel-plated brass |
| **Max. operating pressure** | 10 bar |
| **Max. operating temperature** | 90 °C |

| AG1 | AG2 | AG3 | L mm | B mm | H mm | GL2 mm | SW1 mm | SW2 mm | Item-No |
|---|---|---|---|---|---|---|---|---|---|
| G 3/8 | G 3/8 | G 5/8 | 64.5 | 32 | 41.5 | 11 | 25 | 22 | 2 905 380001 |
| G 1/2 | G 1/2 | G 3/4 | 69.5 | 33.5 | 46.5 | 15 | 30 | 26 | 2 905 120001 |
| G 3/4 | G 3/4 | G 1 | 82 | 44 | 64 | 16 | 37 | 30 | 2 905 340001 |

to the assembly instruction



Dimensions and specifications may be changed without prior notice



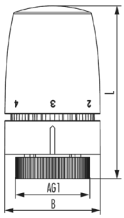


## INFO

// Solids sensor
// Zero setting
// Temperature limit

## TECHNICAL DATA

| | |
|---|---|
| Material thermostatic head | ABS / PA |
| Material union nut | Nickel-plated brass / Coated brass |
| Frost protection device | Yes |
| Position 0 | Radiator closed |
| Position 1-5 | limited at respective temperature setting |
| Control range | 8 – 28 °C |
| max. Sensor temperature | 50 °C |

| AG1 | L mm | B mm | Colour | Item-No |
|---|---|---|---|---|
| M30 x 1.5 | 76 | 42.5 | white | 2 907 0001 90 |
| M30 x 1,5 | 79 | 42,5 | black | 2 907 0001 05 |

# OUTFLOW

// Outflow valves
// FE valves
// SFE valves
// Filling and draining plug
// Filling and emptying tool



# OUTFLOW

## Outflow valves turnable with key control



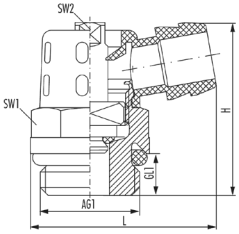


### INFO

// With axial-rotating water output 360°
// Key control via SW5
// O-ring sealing

### TECHNICAL DATA

| | |
|---|---|
| **Material** | Nickel-plated brass |
| **Max. operating pressure** | 10 bar / 16 bar (with closed spindle and a max. operating temperature of 100°C) |
| **Max. operating temperature** | 130 °C |

| AG1 | L mm | H mm | GL1 mm | SW1 mm | SW2 mm | Color | Item-No |
|---|---|---|---|---|---|---|---|
| G 3/8 | 32 | 29 | 7 | 17 | 5 | white | 2 540 380 001 |
| G 3/8 | 32 | 29 | 7 | 17 | 5 | black | 2 540 380 501 |
| G 1/2 | 32 | 29 | 7 | 19 | 5 | white | 2 531 120 001 |
| G 1/2 | 32 | 29 | 7 | 19 | 5 | black | 2 531 120 501 |



Dimensions and specifications may be changed without prior notice

## Outflow valves turnable with handwheel control



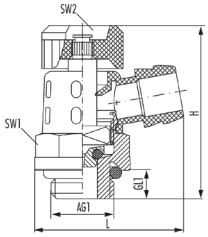


### INFO

// With axial-rotating water output 360°
// Handwheel control
// O-ring sealing

### TECHNICAL DATA

| | |
|---|---|
| **Material** | Nickel-plated brass |
| **Max. operating pressure** | 10 bar / 16 bar (with closed spindle and a max. operating temperature of 100°C) |
| **Max. operating temperature** | 130 °C |

| AG1 | L mm | H mm | GL1 mm | SW1 mm | Item-No |
|---|---|---|---|---|---|
| G 1/4 | 31 | 36.3 | 6 | 17 | 2 540 140 0 01 |
| G 3/8 | 32 | 36.3 | 7 | 17 | 2 540 380 1 01 |

# OUTFLOW

## Outflow valve



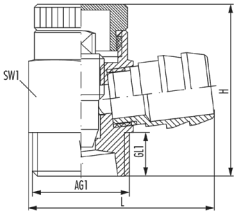


### INFO

// With fixed water outlet
// With closure cap and knurled thread
// Concealed spindle
// Key control via SW5

### TECHNICAL DATA

| | |
|---|---|
| **Material** | Nickel-plated brass |
| **Max. operating pressure** | 10 bar |
| **Max. operating temperature** | 130 °C |

| AG1 | L mm | H mm | GL1 mm | SW1 mm | Item-No |
|---|---|---|---|---|---|
| G 3/8 | 32 | 29.5 | 12.5 | 18 | 2 421 380001 |



Dimensions and specifications may be changed without prior notice



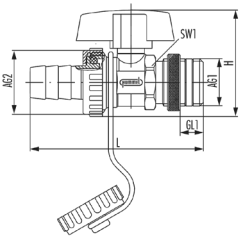


## INFO

// Fillable and drainable ball valve
// For heat generation, storage tanks and pipe systems
// With hose nozzle, protective cap, strap and lock nut
// Self-sealing via PTFE sealing ring

## TECHNICAL DATA

| | |
|---|---|
| **Material** | Nickel-plated brass |
| **Material Handles** | Zinc Die Cast |
| **Max. operating pressure** | 10 bar |
| **Max. operating temperature** | 90 °C |

| AG1 | L mm | H mm | GL1 mm | SW1 mm | Item-No |
|---|---|---|---|---|---|
| G 3/8 | 72 | 46.8 | 15 | 21.5 | 2 947 380001 |
| G 1/2 | 76 | 46.8 | 15 | 21.5 | 2 948 120001 |
| G 3/4 | 72 | 46.8 | 10 | 27 | 2 947 340001 |

to the assembly instruction

# OUTFLOW

## SFE valves with handwheel control



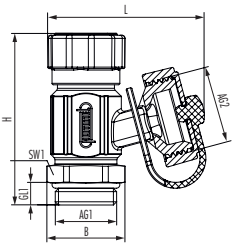


### INFO

// for heating circuit underfloor manifolds, heat generators, storage tanks and pipe systems
// for flushing, filling, draining and venting
// Outlet and test connection airtight up to 4 bar / watertight up to 6 bar
// Suitable for electrical flushing/pressure testing units
// Outlet can be rotated 360° with anti-twist protection and Euro cone
// Threaded connection with O-ring seal

### TECHNICAL DATA

| | |
|---|---|
| **Material** | Nickel-plated brass |
| **Max. operating pressure** | 10 bar |
| **Max. operating temperature** | 90 °C |

| AG1 | AG2 | L mm | H mm | GL1 mm | SW1 mm | SW2 mm | Item-No |
|---|---|---|---|---|---|---|---|
| G 1/2 | G 3/4 | 53,4 | 58,3 | 7.5 | 24 | 5 | 2705120001 |
| G 3/4 | G 3/4 | 56,2 | 61.3 | 7.3 | 24 | 5 | 2705340001 |
| G 1 | G 3/4 | 60,2 | 64,8 | 10 | 24 | 5 | 2705100001 |



Dimensions and specifications may be changed without prior notice

## SFE valves with handwheel control



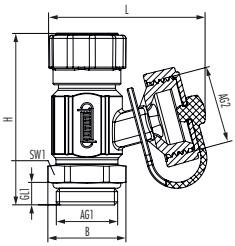


### INFO

// for drinking water distributors, fresh water stations, storage tanks and pipe systems
// UBA-compliant in accordance with the assessment basis for drinking water
// For flushing, filling, draining and venting
// Outlet and test connection airtight up to 4 bar / watertight up to 6 bar
// Suitable for electrical flushing/pressure testing units
// Outlet can be rotated 360° with anti-twist protection and Euro cone
// Threaded connection with O-ring

### TECHNICAL DATA

| | |
|---|---|
| **Material** | Brass blank |
| **Max. operating pressure** | 10 bar |
| **Max. operating temperature** | 90 °C |

| AG1 | AG2 | L mm | H mm | GL1 mm | SW1 mm | SW2 mm | Item-No |
|---|---|---|---|---|---|---|---|
| G 1/4 | G 3/4 | 53,2 | 58,3 | 6 | 22 | 5 | 2705 1400 00 |
| G 3/8 | G 3/4 | 53,2 | 58,3 | 7.5 | 22 | 5 | 2705 3800 00 |
| G 1/2 | G 3/4 | 53,4 | 58,3 | 7.5 | 24 | 5 | 2705 1200 00 |

# OUTFLOW

## SFE valve



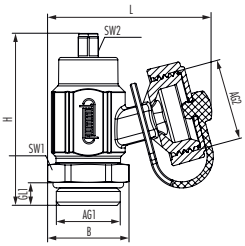


### INFO

// for drinking water distributors, fresh water stations, storage tanks and pipe systems
// UBA-compliant in accordance with the assessment basis for drinking water
// For flushing, filling, draining and venting
// Outlet and test connection airtight up to 4 bar / watertight up to 6 bar
// Suitable for electrical flushing/pressure testing units
// Outlet can be rotated 360° with anti-twist protection and Euro cone
// Threaded connection with O-ring

### TECHNICAL DATA

| | |
|---|---|
| **Material** | Brass blank |
| **Max. operating pressure** | 10 bar |
| **Max. operating temperature** | 90 °C |

| AG1 | AG2 | L mm | H mm | GL1 mm | SW1 mm | SW2 mm | Item-No |
|---|---|---|---|---|---|---|---|
| G 1/2 | G 3/4 | 53,4 | 56 | 7.5 | 24 | 5 | 2715 1200 00 |



Dimensions and specifications may be changed without prior notice




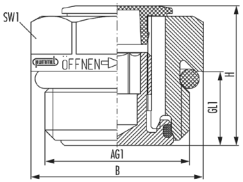


## INFO

// For heating circuit manifolds, heat generators, storage tanks and pipe systems
// Controlled filling and emptying
// Suitable for filling and emptying tool 2 584 1005 00
// O-ring sealing

## TECHNICAL DATA

| | |
|---|---|
| **Material** | Nickel-plated brass |
| **Max. operating pressure** | 10 bar |
| **Max. operating temperature** | 90 °C |

| AG1 | B mm | H mm | GL1 mm | SW1 mm | Item-No |
|---|---|---|---|---|---|
| G 1/2 | 25 | 20 | 10 | 22 | 2 580 1201 01 |

# OUTFLOW

## Filling and emptying tool



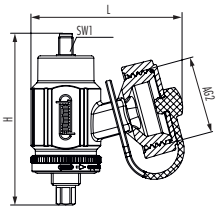


### INFO

// Suitable for filling/emptying plug 2 580 1201 01
// Axial-rotating hose connection 360°
// O-ring sealing

### TECHNICAL DATA

| | |
|---|---|
| **Material** | Brass blank |
| **Max. operating pressure** | 10 bar |
| **Max. operating temperature** | 90 °C |

| AG2 | L mm | H mm | SW1 mm | SW2 mm | Item-No |
|---|---|---|---|---|---|
| G 3/4 | 52,2 | 59 | 10 | 6 | 2 584 1005 00 |

to the assembly instruction



Dimensions and specifications may be changed without prior notice

# VENTING

// Air bleeder valves
// Automatic ventings



# VENTING

## Air bleeder valves turnable with o-ring



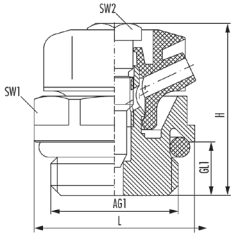


### INFO

// Rotatable vent 360°
// Venting hose attachable
// Key control via SW5
// O-ring sealing

### TECHNICAL DATA

| | |
|---|---|
| **Material** | Nickel-plated brass |
| **Max. operating pressure** | 10 bar / 16 bar (with closed spindle and a max. operating temperature of 100°C) |
| **Max. operating temperature** | 130 °C |

| AG1 | L mm | H mm | GL1 mm | SW1 mm | SW2 mm | Color | Item-No |
|---|---|---|---|---|---|---|---|
| G 3/8 | 21 | 22,5 | 7 | 19 | 5 | white | 2 532 3800 01 |
| G 3/8 | 21 | 22,5 | 7 | 19 | 5 | black | 2 537 3805 01 |
| G 1/2 | 24 | 20 | 6,5 | 22 | 5 | white | 2 537 1200 01 |
| G 1/2 | 24 | 20 | 6,5 | 22 | 5 | black | 2 537 1205 01 |



Dimensions and specifications may be changed without prior notice

## Air bleeder valves with o-ring G 1/4



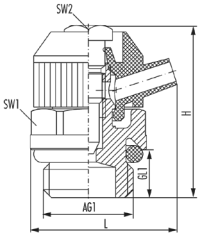


### INFO

// Rotatable vent 360°
// Venting hose attachable
// Key control via SW5
// O-ring sealing

### TECHNICAL DATA

| | |
|---|---|
| **Material** | Nickel-plated brass |
| **Max. operating pressure** | 10 bar / 16 bar (with closed spindle and a max. operating temperature of 100°C) |
| **Max. operating temperature** | 130 °C |

| AG1 | L mm | H mm | GL1 mm | SW1 mm | SW2 mm | Color | Item-no |
|---|---|---|---|---|---|---|---|
| G 1/4 | 21,5 | 25,2 | 7 | 15 | 5 | white | 2 531 140001 |
| G 1/4 | 21,5 | 25,2 | 7 | 15 | 5 | black | 2 531 140501 |

# VENTING

## Air bleeder valves turnable with o-ring G 1/8



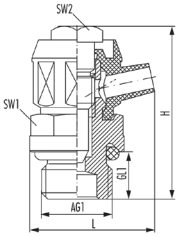


### INFO

// Rotatable vent 360°
// Venting hose attachable
// Key control via SW5
// O-ring sealing

### TECHNICAL DATA

| | |
|---|---|
| **Material** | Nickel-plated brass |
| **Max. operating pressure** | 10 bar / 16 bar (with closed spindle and a max. operating temperature of 100°C) |
| **Max. operating temperature** | 130 °C |

| AG1 | L mm | H mm | GL1 mm | SW1 mm | SW2 mm | Color | Item-No |
|---|---|---|---|---|---|---|---|
| G 1/8 | 17,2 | 23,8 | 6,5 | 11 | 5 | white | 2 535 1800 01 |
| G 1/8 | 17,2 | 23,8 | 6,5 | 11 | 5 | black | 2 535 1805 01 |



Dimensions and specifications may be changed without prior notice

## Air bleeder valve with key control R 1/8



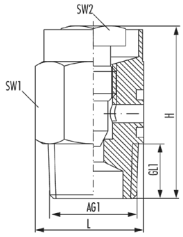


### INFO

// Venting with drip eye
// With fixed air outlet
// Key control via SW5
// Conical thread

### TECHNICAL DATA

| | |
|---|---|
| **Material** | Nickel-plated brass |
| **Max. operating pressure** | 10 bar / 16 bar (with closed spindle and a max. operating temperature of 100°C) |
| **Max. operating temperature** | 130 °C |

| AG1 | L mm | H mm | GL1 mm | SW1 mm | SW2 mm | Item-No |
|---|---|---|---|---|---|---|
| R 1/8 | 12.7 | 18.9 | 6 | 11 | 5 | 2 105 180 0 01 |

# VENTING

## Air bleeder valves with key control



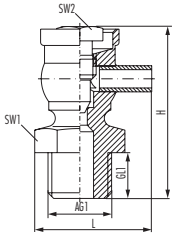


### INFO

// With fixed air outlet
// Venting hose attachable
// Key control via SW5
// With knurled thread

### TECHNICAL DATA

| | |
|---|---|
| **Material** | Nickel-plated brass |
| **Max. operating pressure** | 10 bar / 16 bar (with closed spindle and a max. operating temperature of 100°C) |
| **Max. operating temperature** | 130 °C |

| AG1 | L mm | H mm | GL1 mm | SW1 mm | SW2 mm | Item-No |
|---|---|---|---|---|---|---|
| G 1/8 | 19 | 26 | 7 | 12 | 5 | 2 110 180 001 |
| G 1/4 | 20 | 26 | 7 | 15 | 5 | 2 110 140 001 |
| G 3/8 | 21 | 26,9 | 7 | 17 | 5 | 2 110 380 101 |



Dimensions and specifications may be changed without prior notice

## Air bleeder valves turnable with o-ring G 1/2



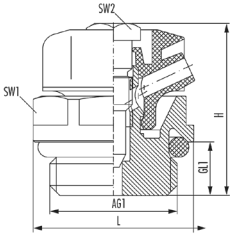


### INFO

// Rotatable vent 360°
// Venting hose attachable
// Key control via SW5
// O-ring sealing

### TECHNICAL DATA

| | |
|---|---|
| **Material** | Brass chrome |
| **Max. operating pressure** | 10 bar |
| **Max. operating temperature** | 90 °C |

| AG1 | L mm | H mm | GL1 mm | SW1 mm | SW2 mm | Colour | Item-No |
|---|---|---|---|---|---|---|---|
| G 1/2 | 24 | 20 | 6.5 | 22 | 5 | chrome | 2 536 1201 02 |

# VENTING

## Automatic venting with o-ring



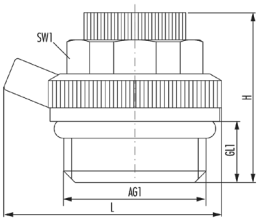


### INFO

// Automatic venting version
// With expanding washers
// With axial-rotating venting 360°
// O-ring sealing

### TECHNICAL DATA

| | |
|---|---|
| **Material** | Nickel-plated brass |
| **Max. operating pressure** | 8,5 bar |
| **Max. operating temperature** | 115 °C |

| AG1 | L mm | H mm | GL1 mm | SW1 mm | Item-No |
|---|---|---|---|---|---|
| G 1/2 | 36 | 25 | 9 | 19 | 2 520 120 001 |

to the assembly instruction



Dimensions and specifications may be changed without prior notice



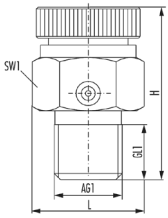


## INFO

// Venting with drip eye
// With fixed air outlet
// Automatic venting version
// With expanding washers
// With knurled thread

## TECHNICAL DATA

| | |
|---|---|
| **Material** | Nickel-plated brass |
| **Max. operating pressure** | 8,5 bar |
| **Max. operating temperature** | 115 °C |

| AG1 | L mm | H mm | GL1 mm | SW1 mm | Item-No |
|---|---|---|---|---|---|
| G 1/8 | 16 | 25 | 8.5 | 14 | 2120180001 |
| G 1/4 | 17 | 25 | 8.5 | 15 | 2120140001 |
| G 3/8 | 19.5 | 25 | 10 | 17 | 2120380001 |

to the assembly instruction

Dimensions and specifications may be changed without prior notice

# PLUGS AND REDUCTIONS

// Reductions
// Plugs
// Connecting plug
// Sealing plug



# PLUGS AND REDUCTIONS

## Connection pieces



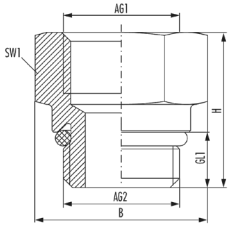


### INFO

// O-ring sealing on the external thread

### TECHNICAL DATA

| | |
|---|---|
| **Material** | Nickel-plated brass |
| **Material moulded seal** | EPDM |
| **Max. operating pressure** | 10 bar |
| **Max. operating temperature** | 120 °C |

| AG1 | AG2 | B mm | H mm | GL1 mm | SW1 mm | Item-No |
|---|---|---|---|---|---|---|
| G 3/4 | G 1/2 | 34.6 | 31 | 10 | 30 | 2 550 1234 01 |



Dimensions and specifications may be changed without prior notice



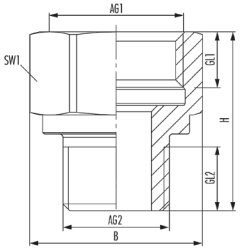


## INFO

// With EPDM seal
// Female thread flat sealing

## TECHNICAL DATA

| | |
|---|---|
| **Material** | Nickel-plated brass |
| **Material moulded seal** | EPDM |
| **Max. operating pressure** | 10 bar |
| **Max. operating temperature** | 120 °C |

| AG1 | AG2 | B mm | H mm | GL1 mm | GL2 mm | SW1 mm | Item-No |
|---|---|---|---|---|---|---|---|
| G 1/2 | G 3/8 | 27 | 28 | 9 | 10 | 24 | 2 549 123801 |

# PLUGS AND REDUCTIONS

## Connection plug



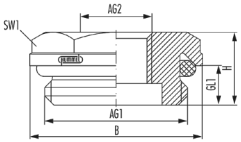


### INFO

// Flat design

// O-ring sealing on the external thread

### TECHNICAL DATA

| | |
|---|---|
| **Material** | Nickel-plated brass |
| **Material moulded seal** | EPDM |
| **Max. operating pressure** | 10 bar |
| **Max. operating temperature** | 120 °C |

| AG1 | Thread | AG2 | B mm | H mm | GL1 mm | SW1 mm | Item-No |
|---|---|---|---|---|---|---|---|
| G 1/2 | right | G 3/8 | 24 | 13 | 7 | 22 | 2 550 123 899 |
| G 3/4 | right | G 1/2 | 32 | 14.5 | 7.5 | 27 | 2 550 341 201 |
| G 1 1/2 | left | G 1/2 | 55 | 24 | 11 | 32 | 2 550 411 201 |



Dimensions and specifications may be changed without prior notice

## Connection plug reinforced



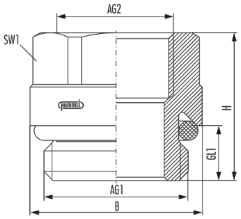


### INFO

// Reinforced version
// O-ring sealing on the external thread

### TECHNICAL DATA

| | |
|---|---|
| **Material** | Nickel-plated brass |
| **Material moulded seal** | EPDM |
| **Max. operating pressure** | 10 bar |
| **Max. operating temperature** | 120 °C |

| AG1 | AG2 | B mm | H mm | GL1 mm | SW1 mm | Item-No |
|---|---|---|---|---|---|---|
| G 1/2 | G 3/8 | 25 | 21.5 | 8 | 22 | 2 551 123801 |

# PLUGS AND REDUCTIONS

## Radiator connection plug



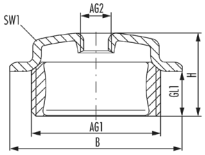


### INFO

// For tubes, left and DIN radiators

// Flat sealing version

### TECHNICAL DATA

| | |
|---|---|
| Material | Steel |
| Max. operating pressure | 10 bar |
| Max. operating temperature | 90 °C |

| AG1 | Thread | AG2 | B mm | H mm | GL1 mm | SW1 mm | Item-No |
|---|---|---|---|---|---|---|---|
| G 1 1/4 | left | G 1/2 | 56 | 27.2 | 14.5 | 41 | 2 350 541 203 |
| G 1 1/4 | right | G 1/2 | 56 | 27.2 | 14.5 | 41 | 2 351 541 203 |



Dimensions and specifications may be changed without prior notice



## INFO

// Matching gasket for the HUMMEL range of steel plugs
// Graphitised front and back

## TECHNICAL DATA

| | |
|---|---|
| **Material** | Tesnite BA50 |
| **Max. operating pressure** | 10 bar |
| **Max. operating temperature** | 90 °C |

| AG1 | L mm | B mm | H mm | Item-No |
|---|---|---|---|---|
| 1 1/4 | 55 | 55 | 1 | 2 402 0000 04 |

# PLUGS AND REDUCTIONS

## Radiator plug



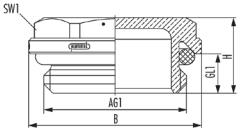


### INFO

// For radiators, fittings, devices and assemblies
// O-ring sealing

### TECHNICAL DATA

| | |
|---|---|
| **Material** | Brass blank / Nickel-plated brass |
| **Max. operating pressure** | 10 bar |
| **Max. operating temperature** | 130 °C |

| AG1 | B mm | H mm | GL1 mm | SW1 mm | Material | Item-No |
|---|---|---|---|---|---|---|
| G 1/8 | 13 | 11 | 5.8 | 10 | Nickel-plated brass | 2 500 1800 01 |
| G 1/4 | 18.9 | 13 | 7 | 17 | Nickel-plated brass | 2 500 1400 01 |
| G 3/8 | 21 | 13.5 | 7.4 | 19 | Nickel-plated brass | 2 500 3800 01 |
| G 1/2 | 24 | 12.8 | 7 | 22 | Brass blank | 2 506 1200 00 |
| G 1/2 | 24 | 12.8 | 7 | 22 | Nickel-plated brass | 2 506 1200 01 |
| G 3/4 | 32 | 14 | 7.3 | 27 | Nickel-plated brass | 2 500 3400 01 |
| G 1 | 40 | 18 | 10 | 32 | Nickel-plated brass | 2 500 1000 01 |



Dimensions and specifications may be changed without prior notice

# ACCESSORIES

// Collars
// Air bleed key
// Tools
// Small parts
// Seals
// Sealing caps



# ACCESSORIES

## Double collars



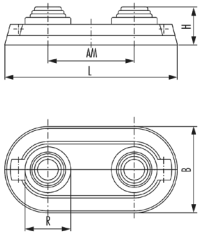


### INFO

// For double connection fittings
// Can be cut for different pipe diameters
// Flat design

### TECHNICAL DATA

| | |
|---|---|
| **Material** | ABS |
| **Collar** | Double |

| AM mm | L mm | B mm | H mm | R mm | Colour | Item-No |
|---|---|---|---|---|---|---|
| 50 | 100 | 50 | 22 | 12, 15, 18, 20 | chrome | 2 612 5000 02 |
| 50 | 100 | 50 | 22 | 12, 15, 18, 20 | white | 2 612 5000 11 |
| 50 | 100 | 50 | 22 | 12, 15, 18, 20 | anthracite | 2 612 5070 16 |
| 50 | 100 | 50 | 22 | 14, 16, 17, 20 | white | 2 612 5001 11 |



Dimensions and specifications may be changed without prior notice

## Cover for Quadro valve terminal block



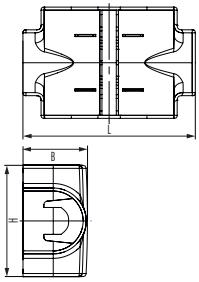


### INFO

// Cover for Quadro valve terminal block

### TECHNICAL DATA

| | |
|---|---|
| **Material** | ABS |

| L<br>mm | B<br>mm | H<br>mm | Colour | Item-No |
|---|---|---|---|---|
| 114 | 42,6 | 73,5 | chrome | 2 219 840002 |
| 114 | 42,6 | 73,5 | black | 2 219 840005 |
| 114 | 42,6 | 73,5 | white | 2 219 840090 |

# ACCESSORIES

## Air bleed key made of zinc die casting



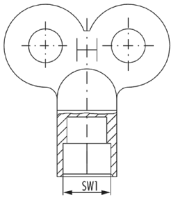


### INFO

// For all vent and drain valves with square SW 5
// Square SW 5
// With manufacturer's mark

### TECHNICAL DATA

| | |
|---|---|
| **Material** | Zinc Die Cast |
| **Colour** | blue chromated |

| L<br>mm | B<br>mm | H<br>mm | SW1<br>mm | Item-No |
|---|---|---|---|---|
| 25 | 9 | 26 | 5.1 | 2 400 0500 05 |



Dimensions and specifications may be changed without prior notice

## Venting hose



### INFO

// For vent valves with hose transition

### TECHNICAL DATA

| | |
|---|---|
| Material | PVC |
| Colour | transparent |

| B<br>mm | H<br>mm | Item-No |
|---|---|---|
| 6 | 6 | 2 405 040019 |

# ACCESSORIES

## Cone inserts



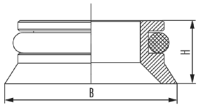


### INFO

// For fittings, adapters and transitions in flat sealing design

### TECHNICAL DATA

| | |
|---|---|
| Material | Polyamide |
| Material moulded seal | EPDM |
| Max. operating pressure | 10 bar |
| Max. operating temperature | 120 °C |

| AG1 | L mm | B mm | H mm | Item-No |
|---|---|---|---|---|
| 3/4 | 21 | 21 | 7.7 | 2 855 340100 |



Dimensions and specifications may be changed without prior notice

## Connector nipple made of brass



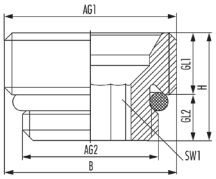


### INFO

// For connecting fittings to radiators
// Conical sealing design
// O-ring sealing

### TECHNICAL DATA

| | |
|---|---|
| **Material** | Brass blank |
| **Material moulded seal** | EPDM |
| **Max. operating pressure** | 10 bar |
| **Max. operating temperature** | 120 °C |

| AG1 | AG2 | L mm | B mm | H mm | GL1 mm | GL2 mm | SW1 mm | Item-No |
|---|---|---|---|---|---|---|---|---|
| G 3/4 | G 1/2 | 26.4 | 26.4 | 16.5 | 9.5 | 7 | 12 | 2555123400 |

# ACCESSORIES

## Connector nipple made of brass



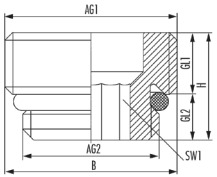


### INFO

// For connecting fittings to radiators
// Flat sealing design
// O-ring sealing

### TECHNICAL DATA

| | |
|---|---|
| **Material** | Brass<br>blank / nickel plated |
| **Material moulded seal** | EPDM |
| **Max. operating pressure** | 10 bar |
| **Max. operating temperature** | 120 °C |

| AG1 | AG2 | L mm | B mm | H mm | GL1 mm | GL2 mm | SW1 mm | Material | Item-No |
|---|---|---|---|---|---|---|---|---|---|
| G 3/4 | G 1/2 | 26.4 | 26.4 | 16.5 | 9.5 | 7 | 12 | nickel plated | 2 558 341 2 01 |
| G 3/4 | G 1/2 | 26.4 | 26.4 | 16.5 | 9.5 | 7 | 12 | blank | 2 558 123 4 00 |



Dimensions and specifications may be changed without prior notice

## Hose nozzle



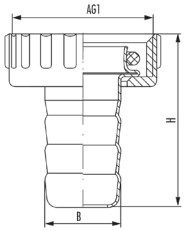


### INFO

// For drain valves, FE ball valve and SFE valve
// Suitable for hoses 1/2“
// O-ring sealing

### TECHNICAL DATA

| | |
|---|---|
| **Material** | Brass blank |
| **Material moulded seal** | EPDM |
| **Max. operating pressure** | 10 bar |
| **Max. operating temperature** | 90 °C |

| AG1 | L mm | B mm | H mm | SW1 mm | Item-No |
|---|---|---|---|---|---|
| G 3/4 | 26.4 | 14.4 | 33 | 30 | 2730341203 |

# ACCESSORIES

## Sealing cap with strap



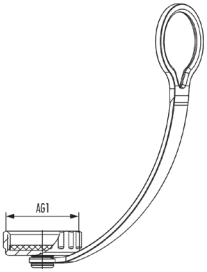


### INFO

// For drain valves, FE ball valve and SFE valve
// Metallic design including seal
// Flexible retaining loop as loss protection
// Drip fuse

### TECHNICAL DATA

| | |
|---|---|
| **Material** | Nickel-plated brass |
| **Material moulded seal** | EPDM |
| **Max. operating pressure** | 10 bar |
| **Max. operating temperature** | 90 °C |

| AG1 | L mm | B mm | H mm | SW1 mm | Item-No |
|---|---|---|---|---|---|
| G 3/4 | 100 | 26.4 | 26.4 | 30 | 2 810 027 913 |



Dimensions and specifications may be changed without prior notice

## Sealing cap



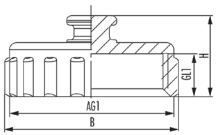


### INFO

// For HUMMEL FE ball valve and SFE valve

// For sealing when the hose nozzle is not attached

### TECHNICAL DATA

| | |
|---|---|
| **Material** | Nickel-plated brass |
| **Max. operating pressure** | 10 bar |
| **Max. operating temperature** | 90 °C |

| AG1 | L mm | B mm | H mm | SW1 mm | Item-No |
|---|---|---|---|---|---|
| G 3/4 | 26.4 | 26.4 | 13.7 | 30 | 2 947 0001 01 |

# ACCESSORIES

## Seal für sealing cap



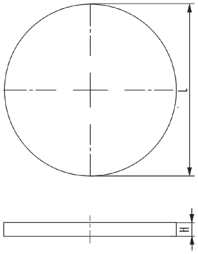

### INFO

// Suitable for cap G 3/4
// High quality gasket

### TECHNICAL DATA

| | |
|---|---|
| Material | EPDM |
| Max. operating pressure | 10 bar |
| Max. operating temperature | 90 °C |

| AG1 | L mm | B mm | H mm | Item-No |
|---|---|---|---|---|
| 3/4 | 25 | 25 | 2 | 2 947 0002 11 |



Dimensions and specifications may be changed without prior notice

# ACCESSORIES, SPARE PARTS AND TOOLS

## Spare parts



### Flat sealing

Item-No DAD5-70B00A

for terminal block for one-pipe systems (until year of construction/ catalog 2020), diverters, terminal block for two-pipe systems



### O-Ring

Item-No TAX3-7G1620

for single connection, cam, Y-piece



### Protective cap

Item-No DAK1-1MB30A

for thermostatic valve M30 x 1.5 mm



### Valve insert

Item-No DAT1-CVS13A

for TBblock (until year of construction/catalog 2020), thermo-static valve (angled, corner or straight type), thermostatic valve Designtechnik (until year of construction/catalog 2020)



### Valve insert

Item-No DAT1-CVS13B

for design fitting set no. 1 corner type and set no. 2 straight type (from year of construction/catalog 2021)



### Valve insert

Item-No DAT1-CVS12B

for thermostatic valve Designtechnik, flow and returnflow reversed (until year of construction/catalog 2020)



### Valve insert

Item-No DAT1-HKV200

for heating distributors

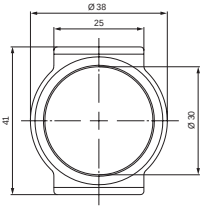




### Valve insert

Item-No DAT1-QVS001

continuously adjustable valve terminal block Quadro



### Flow rate controller

Item-No DAT1-HKV100

for heating distributors

# INDEX NUMERIC


| Item-No | Description | Page |
|---|---|---|
| 2 105 1800 01 | Air bleeder valve with key control R 1/8 | 103 |
| 2 110 1400 01 | Air bleeder valves with key control | 104 |
| 2 110 1800 01 | Air bleeder valves with key control | 104 |
| 2 110 3801 01 | Air bleeder valves with key control | 104 |
| 2 120 1400 01 | Automatic ventings | 107 |
| 2 120 1800 01 | Automatic ventings | 107 |
| 2 120 3800 01 | Automatic ventings | 107 |
| 2 155 3434 01 | Cone adapter | 56 |
| 2 218 3436 01 | Two-pipe terminal blocks straight type drainable | 67 |
| 2 218 8436 01 | Two-pipe terminal blocks corner type drainable | 68 |
| 2 219 8400 02 | Cover for Quadro valve terminal, chrome | 119 |
| 2 219 8400 05 | Cover for Quadro valve terminal, black | 119 |
| 2 219 8400 90 | Cover for Quadro valve terminal, white | 119 |
| 2 219 8412 02 | Quadro Valve terminal block | 76 |
| 2 219 8412 05 | Quadro Valve terminal block | 76 |
| 2 219 8412 90 | Quadro Valve terminal block | 76 |
| 2 248 3435 01 | One-pipe terminal blocks straight type | 70 |
| 2 248 3436 01 | One-pipe terminal blocks straight type | 70 |
| 2 248 8435 01 | One-pipe terminal blocks corner type | 71 |
| 2 248 8436 01 | One-pipe terminal blocks corner type | 71 |
| 2 249 3435 01 | Two-pipe terminal blocks straight type | 65 |
| 2 249 3436 01 | Two-pipe terminal blocks straight type | 65 |
| 2 249 8435 01 | Two-pipe terminal blocks corner type | 66 |
| 2 249 8436 01 | Two-pipe terminal blocks corner type | 66 |
| 2 253 3434 00 | Coupling nipple | 26, 42 |
| 2 253 3434 01 | Coupling nipple | 42 |
| 2 253 3490 01 | Coupling angle | 47 |
| 2 253 3492 01 | Coupling angle | 47 |
| 2 253 3495 00 | Coupling T piece | 27, 46 |
| 2 253 3495 01 | Coupling T piece | 46 |
| 2 254 1244 01 | Reductions with internal thread | 43 |
| 2 254 5834 01 | Reductions with internal thread | 43 |
| 2 256 1234 01 | Single-connection fittings straight type with internal thread | 74 |
| 2 256 1235 01 | Single-connection fittings straight type with internal thread | 74 |
| 2 256 3434 01 | Single-connection fittings straight type | 72 |
| 2 256 3435 01 | Single-connection fittings straight type | 72 |
| 2 256 8412 01 | Single-connection fittings corner type with internal thread | 75 |
| 2 256 8413 01 | Single-connection fittings corner type with internal thread | 75 |
| 2 256 8434 01 | Single-connection fittings corner type | 73 |
| 2 256 8435 01 | Single-connection fittings corner type | 73 |
| 2 257 0001 01 | Mounting bridge | 62 |
| 2 257 0002 01 | Diverters straight type | 50 |
| 2 257 0003 01 | Diverters straight type | 50 |
| 2 257 0004 01 | Diverters straight type lockable | 53 |
| 2 257 0005 01 | Diverters straight type lockable | 53 |
| 2 257 0008 01 | Y pieces | 61 |
| 2 257 0009 01 | Y pieces | 61 |
| 2 257 0010 01 | Diverters corner type lockable | 54 |
| 2 257 0011 01 | Diverters corner type lockable | 54 |
| 2 257 0021 01 | Two-pipe terminal blocks straight type (quadruple connection) | 69 |
| 2 257 0022 01 | Two-pipe terminal blocks straight type (quadruple connection) | 69 |
| 2 257 0023 01 | Diverters Straight type lockable (one/two pipe) | 51 |
| 2 257 0024 01 | Diverters Straight type lockable (one/two pipe) | 51 |
| 2 257 0026 01 | Diverters Corner type lockable (one/two pipe) | 52 |
| 2 257 0027 01 | Diverters Corner type lockable (one/two pipe) | 52 |
| 2 350 5412 03 | Radiator plug | 114 |
| 2 351 5412 03 | Radiator plug | 114 |
| 2 353 1234 01 | Steel pipe adapter with Eurocone internal thread | 30 |
| 2 353 3834 01 | Steel pipe adapter with Eurocone internal thread | 30 |
| 2 354 1234 01 | Steel pipe adapter with E urokonus-external thread | 31 |
| 2 354 3434 01 | Steel pipe adapter with Eurocone external thread | 31 |
| 2 354 3834 01 | Steel pipe adapter with Eurocone external thread | 31 |
| 2 355 1010 01 | Steel pipe adapter with external thread | 33 |
| 2 355 1212 01 | Steel pipe adapter with external thread | 33 |
| 2 355 3434 01 | Steel pipe adapter with external thread | 33 |
| 2 355 3812 01 | Steel pipe adapter with external thread | 33 |
| 2 355 3838 01 | Steel pipe adapter with external thread | 33 |
| 2 355 5454 01 | Steel pipe adapter with external thread | 33 |
| 2 355 6464 01 | Steel pipe adapter with external thread | 33 |
| 2 356 1212 01 | Steel pipe adapter with internal thread | 32 |
| 2 356 3812 01 | Steel pipe adapter with internal thread | 32 |
| 2 400 0500 05 | Air bleed key made of zinc die casting | 120 |
| 2 402 0000 04 | Flat sealing | 115 |
| 2 405 0400 19 | Outflow valve | 121 |
| 2 421 3800 01 | Outflow valve | 92 |
| 2 500 1000 01 | Radiator plug | 116 |
| 2 500 1400 01 | Radiator plug | 116 |
| 2 500 1800 01 | Radiator plug | 116 |
| 2 500 3400 01 | Radiator plug | 116 |

| Item-No | Description | Page |
|---|---|---|
| 2 500 3800 01 | Radiator plug | 116 |
| 2 506 1200 00 | Radiator plug | 116 |
| 2 506 1200 01 | Radiator plug | 116 |
| 2 520 1200 01 | Automatic venting with O-Ring | 106 |
| 2 531 1200 01 | Outflow valves turnable with with key control | 90 |
| 2 531 1205 01 | Outflow valves turnable with with key control | 90 |
| 2 531 1400 01 | Air bleeder valves with O-Ring G 1/4 | 101 |
| 2 531 1405 01 | Air bleeder valves with O-Ring G 1/4 | 101 |
| 2 532 3800 01 | Air bleeder valves turnable with O-ring | 100 |
| 2 535 1800 01 | Air bleeder valves turnable with O-ring G 1/8 | 102 |
| 2 535 1805 01 | Air bleeder valves turnable with O-ring G 1/8 | 102 |
| 2 536 1201 02 | Air bleeder valves turnable with O-ring G 1/2 | 105 |
| 2 537 1200 01 | Air bleeder valves turnable with O-ring | 100 |
| 2 537 1205 01 | Air bleeder valves turnable with O-ring | 100 |
| 2 537 3805 01 | Air bleeder valves turnable with O-ring | 100 |
| 2 540 1400 01 | Outflow valves turnable with handwheel | 91 |
| 2 540 3800 01 | Outflow valves turnable with with key control | 90 |
| 2 540 3801 01 | Outflow valves turnable with handwheel | 91 |
| 2 540 3805 01 | Outflow valves turnable with with key control | 90 |
| 2 549 1238 01 | Reduction | 111 |
| 2 549 3412 01 | Reductions with external thread | 44 |
| 2 550 1234 01 | Connection pieces | 110 |
| 2 550 1238 99 | Connection plug | 112 |
| 2 550 3412 01 | Connection plug | 112 |
| 2 550 4112 01 | Connection plug | 112 |
| 2 551 1238 01 | Connection plug reinforced | 113 |
| 2 552 1234 01 | Coupling angle with union nut | 48 |
| 2 554 1234 00 | Connection nipple | 24, 40 |
| 2 554 1234 01 | Connection nipple | 40 |
| 2 554 2234 01 | Reductions with external thread | 44 |
| 2 554 3434 00 | Connection nipple flat sealing | 25, 41 |
| 2 555 1234 00 | Connection nipple made of brass | 123 |
| 2 555 3434 01 | Extension piece | 60 |
| 2 555 3460 01 | Extension piece | 60 |
| 2 556 3412 01 | Excenters for connection fittings | 55 |
| 2 556 3422 01 | Excenters for connection fittings | 55 |
| 2 556 3434 01 | Excenters for connection fittings | 55 |
| 2 558 1234 00 | Connection nipple made of brass | 124 |
| 2 558 3412 01 | Connection nipple made of brass | 124 |
| 2 559 1200 01 | Telescopic connections | 58 |
| 2 559 3400 00 | Telescopic cone adapter | 28 |
| 2 559 3400 01 | Telescopic connections | 58 |
| 2 559 3412 01 | Threaded pipe adapter | 59 |
| 2 559 3434 01 | Telescopic adapter | 57 |
| 2 559 3435 01 | Telescopic adapter | 57 |
| 2 559 3436 01 | Telescopic adapter | 57 |
| 2 559 3438 01 | Threaded pipe adapter | 59 |
| 2 559 3800 01 | Telescopic connections | 58 |
| 2 580 1201 01 | Filling/draining plug | 97 |
| 2 584 1005 00 | Filling and emptying tool | 98 |
| 2 612 5000 02 | Double collars | 118 |
| 2 612 5000 11 | Double collars | 118 |
| 2 612 5001 11 | Double collars | 118 |
| 2 612 5070 16 | Double collars | 118 |
| 2 705 1000 01 | SFE valves with handwheel black | 94 |
| 2 705 1200 00 | SFE valves with handwheel | 95 |
| 2 705 1200 01 | SFE valves with handwheel black | 94 |
| 2 705 1400 00 | SFE valves with handwheel | 95 |
| 2 705 3400 01 | SFE valves with handwheel black | 94 |
| 2 705 3800 00 | SFE valves with handwheel | 95 |
| 2 715 1200 00 | SFE valve | 96 |
| 2 730 3412 03 | Hose nozzle | 125 |
| 2 755 1010 00 | Drinking water-Steel pipe adapter with external thread | 18, 34 |
| 2 755 1212 00 | Drinking water-Steel pipe adapter with external thread | 18, 34 |
| 2 755 3434 00 | Drinking water-Steel pipe adapter with external thread | 18, 34 |
| 2 755 5454 00 | Drinking water-Steel pipe adapter with external thread | 18, 34 |
| 2 755 6464 00 | Drinking water-Steel pipe adapter with external thread | 18, 34 |
| 2 810 0279 13 | Sealing cap with strap | 126 |
| 2 810 0320 13 | Emergency service case | 13 |
| 2 810 0320 20 | Steel pipe adapter case | 15 |
| 2 823 3434 01 | Flexible device connections | 63 |
| 2 826 1238 341 | Flexible radiator connections with reduction | 64 |
| 2 827 1238 341 | Flexible radiator connections with reduction | 64 |
| 2 828 1238 341 | Flexible radiator connections with reduction | 64 |
| 2 829 1238 341 | Flexible radiator connections with reduction | 64 |
| 2 830 3434 01 | Flexible device connections | 63 |
| 2 855 0001 01 | Compression fittings MKV-M | 20, 36 |
| 2 855 0002 01 | Compression fittings MKV-M | 20, 36 |
| 2 855 0003 01 | Compression fittings MKV-M | 20, 36 |
| 2 855 0015 01 | Compression fittings SpeedFIX | 19, 35 |
| 2 855 0015 02 | Compression fittings SpeedFIX | 19, 35 |

# INDEX NUMERIC


| Item-No | Description | Page |
|---|---|---|
| 2 855 3401 00 | Cone inserts | 122 |
| 2 859 3435 01 | Telescopic adapter | 57 |
| 2 862 0001 01 | Compression fittings MKV-K sets | 23, 39 |
| 2 862 0002 01 | Compression fittings MKV-K sets | 23, 39 |
| 2 862 0003 01 | Compression fittings MKV-K sets | 23, 39 |
| 2 862 0004 01 | Compression fittings MKV-K sets | 23, 39 |
| 2 862 0005 01 | Compression fittings MKV-K sets | 23, 39 |
| 2 862 0006 01 | Compression fittings MKV-K sets | 23, 39 |
| 2 862 0007 01 | Compression fittings MKV-K sets | 23, 39 |
| 2 862 0008 01 | Compression fittings MKV-K sets | 23, 39 |
| 2 862 0009 01 | Compression fittings MKV-K sets | 23, 39 |
| 2 862 0010 01 | Compression fittings MKV-K sets | 23, 39 |
| 2 862 0011 01 | Compression fittings MKV-K sets | 23, 39 |
| 2 862 0012 01 | Compression fittings MKV-K sets | 23, 39 |
| 2 862 0013 01 | Compression fittings MKV-K sets | 23, 39 |
| 2 862 0014 01 | Compression fittings MKV-K sets | 23, 39 |
| 2 862 0015 01 | Compression fittings MKV-K sets | 23, 39 |
| 2 862 0016 01 | Compression fittings MKV-K sets | 23, 39 |
| 2 862 0017 01 | Compression fittings MKV-K sets | 23, 39 |
| 2 862 0018 01 | Compression fittings MKV-K sets | 23, 39 |
| 2 862 0019 01 | Compression fittings MKV-K sets | 23, 39 |
| 2 862 0020 01 | Compression fittings MKV-K sets | 23, 39 |
| 2 862 0021 01 | Compression fittings MKV-K sets | 23, 39 |
| 2 862 0022 01 | Compression fittings MKV-K sets | 23, 39 |
| 2 862 0023 01 | Compression fittings MKV-K sets | 23, 39 |
| 2 862 0024 01 | Compression fittings MKV-K sets | 23, 39 |
| 2 862 0025 01 | Compression fittings MKV-K sets | 23, 39 |
| 2 862 0026 01 | Compression fittings MKV-K sets | 23, 39 |
| 2 862 0027 01 | Compression fittings MKV-K sets | 23, 39 |
| 2 862 0028 01 | Compression fittings MKV-K sets | 23, 39 |
| 2 862 1202 01 | Compression fittings MKV-K | 21, 37 |
| 2 862 1402 01 | Compression fittings MKV-K | 21, 37 |
| 2 862 1602 01 | Compression fittings MKV-K | 21, 37 |
| 2 862 1618 01 | Compression fittings MKV-K | 21, 37 |
| 2 862 1622 01 | Compression fittings MKV-K | 21, 37 |
| 2 862 1702 01 | Compression fittings MKV-K | 21, 37 |
| 2 862 1725 01 | Compression fittings MKV-K | 21, 37 |
| 2 862 1802 01 | Compression fittings MKV-K | 21, 37 |
| 2 862 2002 01 | Compression fittings MKV-K | 21, 37 |
| 2 862 2025 01 | Compression fittings MKV-K | 21, 37 |
| 2 862 2028 01 | Compression fittings MKV-K | 21, 37 |
| 2 862 2029 01 | Compression fittings MKV-K | 21, 37 |
| 2 904 1200 01 | Thermostatic valve corner type (internal thread) | 80 |
| 2 904 1234 01 | Thermostatic valves corner type (Eurocone) | 78 |
| 2 904 3400 01 | Thermostatic valve corner type (internal thread) | 80 |
| 2 904 3800 01 | Thermostatic valve corner type (internal thread) | 80 |
| 2 905 1200 01 | Threaded-joint radiator returns corner type (internal thread) | 86 |
| 2 905 3400 01 | Threaded-joint radiator returns corner type (internal thread) | 86 |
| 2 905 3800 01 | Threaded-joint radiator returns corner type (internal thread) | 86 |
| 2 907 0001 05 | Thermostatic heads M30 x 1,5 | 87 |
| 2 907 0001 90 | Thermostatic heads M30 x 1,5 | 87 |
| 2 908 3412 01 | Threaded joint connector | 45 |
| 2 914 1200 01 | Thermostatic valve Straight type (internal thread) | 79 |
| 2 914 1234 01 | Thermostatic valves Straight type (Eurocone) | 77 |
| 2 914 3400 01 | Thermostatic valve Straight type (internal thread) | 79 |
| 2 914 3800 01 | Thermostatic valve Straight type (internal thread) | 79 |
| 2 915 1200 01 | Threaded-joint radiator returns Straight type (internal thread) | 85 |
| 2 915 3400 01 | Threaded-joint radiator returns straight type (internal thread) | 85 |
| 2 915 3800 01 | Threaded-joint radiator returns straight type (internal thread) | 85 |
| 2 920 1234 01 | Threaded-joint radiator return straight type (Eurocone) | 83 |
| 2 922 1234 01 | Thermostatic valves angle corner type right | 81 |
| 2 923 1234 01 | Thermostatic valves angle corner type left | 82 |
| 2 925 1234 01 | Threaded-joint radiator return Corner type (Eurocone) | 84 |
| 2 947 0001 01 | Sealing cap | 127 |
| 2 947 0002 11 | Seal for Sealing cap | 128 |
| 2 947 3400 01 | FE valves | 93 |
| 2 947 3800 01 | FE valves | 93 |

| Item-No | Description | Page |
|---|---|---|
| 2 948 1200 01 | FE valves | 93 |
| DAD5-70B00A | Flat sealing | 129 |
| TAX3-7G1620 | O-Ring | 129 |
| DAK1-1MB30A | Protective cap | 129 |
| DAT1-CVS13A | Valve insert | 129 |
| DAT1-CVS13B | Valve insert | 129 |
| DAT1-CVS12B | Valve insert | 129 |
| DAT1-HKV200 | Valve insert | 129 |
| DAT1-QVS001 | Valve insert | 129 |
| DAT1-HKV100 | Flow rate controller | 129 |

# INDEX ALPHABETICAL


| Item-No | Description | Page |
|---|---|---|
| 2 400 0500 05 | Air bleed key made of zinc die casting | 120 |
| 2 105 1800 01 | Air bleeder valve with key control R 1/8 | 103 |
| 2 532 3800 01 | Air bleeder valves turnable with O-Ring | 100 |
| 2 537 1200 01 | Air bleeder valves turnable with O-Ring | 100 |
| 2 537 1205 01 | Air bleeder valves turnable with O-Ring | 100 |
| 2 537 3805 01 | Air bleeder valves turnable with O-Ring | 100 |
| 2 536 1201 02 | Air bleeder valves turnable with O-Ring G 1/2 | 105 |
| 2 535 1800 01 | Air bleeder valves turnable with O-Ring G 1/8 | 102 |
| 2 535 1805 01 | Air bleeder valves turnable with O-Ring G 1/8 | 102 |
| 2 531 1400 01 | Air bleeder valves with O-Ring G 1/4 | 101 |
| 2 531 1405 01 | Air bleeder valves with O-Ring G 1/4 | 101 |
| 2 110 1400 01 | Air bleeder valves with key control | 104 |
| 2 110 1800 01 | Air bleeder valves with key control | 104 |
| 2 110 3801 01 | Air bleeder valves with key control | 104 |
| 2 520 1200 01 | Automatic venting with O-Ring | 106 |
| 2 120 1400 01 | Automatic ventings | 107 |
| 2 120 1800 01 | Automatic ventings | 107 |
| 2 120 3800 01 | Automatic ventings | 107 |
| 2 862 1202 01 | Compression fittings MKV-K | 21, 37 |
| 2 862 1402 01 | Compression fittings MKV-K | 21, 37 |
| 2 862 1602 01 | Compression fittings MKV-K | 21, 37 |
| 2 862 1618 01 | Compression fittings MKV-K | 21, 37 |
| 2 862 1622 01 | Compression fittings MKV-K | 21, 37 |
| 2 862 1702 01 | Compression fittings MKV-K | 21, 37 |
| 2 862 1725 01 | Compression fittings MKV-K | 21, 37 |
| 2 862 1802 01 | Compression fittings MKV-K | 21, 37 |
| 2 862 2002 01 | Compression fittings MKV-K | 21, 37 |
| 2 862 2025 01 | Compression fittings MKV-K | 21, 37 |
| 2 862 2028 01 | Compression fittings MKV-K | 21, 37 |
| 2 862 2029 01 | Compression fittings MKV-K | 21, 37 |
| 2 862 0001 01 | Compression fittings MKV-K Sets | 23, 39 |
| 2 862 0002 01 | Compression fittings MKV-K Sets | 23, 39 |
| 2 862 0003 01 | Compression fittings MKV-K Sets | 23, 39 |
| 2 862 0004 01 | Compression fittings MKV-K Sets | 23, 39 |
| 2 862 0005 01 | Compression fittings MKV-K Sets | 23, 39 |
| 2 862 0006 01 | Compression fittings MKV-K Sets | 23, 39 |
| 2 862 0007 01 | Compression fittings MKV-K Sets | 23, 39 |
| 2 862 0008 01 | Compression fittings MKV-K Sets | 23, 39 |
| 2 862 0009 01 | Compression fittings MKV-K Sets | 23, 39 |
| 2 862 0010 01 | Compression fittings MKV-K Sets | 23, 39 |
| 2 862 0011 01 | Compression fittings MKV-K Sets | 23, 39 |
| 2 862 0012 01 | Compression fittings MKV-K Sets | 23, 39 |
| 2 862 0013 01 | Compression fittings MKV-K Sets | 23, 39 |
| 2 862 0014 01 | Compression fittings MKV-K Sets | 23, 39 |
| 2 862 0015 01 | Compression fittings MKV-K Sets | 23, 39 |
| 2 862 0016 01 | Compression fittings MKV-K Sets | 23, 39 |
| 2 862 0017 01 | Compression fittings MKV-K Sets | 23, 39 |
| 2 862 0018 01 | Compression fittings MKV-K Sets | 23, 39 |
| 2 862 0019 01 | Compression fittings MKV-K Sets | 23, 39 |
| 2 862 0020 01 | Compression fittings MKV-K Sets | 23, 39 |
| 2 862 0021 01 | Compression fittings MKV-K Sets | 23, 39 |
| 2 862 0022 01 | Compression fittings MKV-K Sets | 23, 39 |
| 2 862 0023 01 | Compression fittings MKV-K Sets | 23, 39 |
| 2 862 0024 01 | Compression fittings MKV-K Sets | 23, 39 |
| 2 862 0025 01 | Compression fittings MKV-K Sets | 23, 39 |
| 2 862 0026 01 | Compression fittings MKV-K Sets | 23, 39 |
| 2 862 0027 01 | Compression fittings MKV-K Sets | 23, 39 |
| 2 862 0028 01 | Compression fittings MKV-K Sets | 23, 39 |
| 2 855 0001 01 | Compression fittings MKV-M | 20, 36 |
| 2 855 0002 01 | Compression fittings MKV-M | 20, 36 |
| 2 855 0003 01 | Compression fittings MKV-M | 20, 36 |
| 2 855 0015 01 | Compression fittings SpeedFIX | 19, 35 |
| 2 855 0015 02 | Compression fittings SpeedFIX | 19, 35 |
| 2 155 3434 01 | Cone adapter | 56 |
| 2 855 3401 00 | Cone inserts | 122 |
| 2 554 1234 00 | Connection nipple | 24, 40 |
| 2 554 1234 01 | Connection nipple | 40 |
| 2 555 1234 00 | Connection nipple made of brass | 123 |
| 2 558 1234 00 | Connection nipple made of brass | 124 |
| 2 558 3412 01 | Connection nipple made of brass | 124 |
| 2 554 3434 00 | Connection nipple flat sealing | 25, 41 |
| 2 550 1234 01 | Connection pieces | 110 |
| 2 550 1238 99 | Connection plug | 112 |
| 2 550 3412 01 | Connection plug | 112 |
| 2 550 4112 01 | Connection plug | 112 |
| 2 551 1238 01 | Connection plug reinforced | 113 |
| 2 219 8412 02 | Cover for Quadro valve terminal block, chrome | 119 |
| 2 219 8412 05 | Cover for Quadro valve terminal block, black | 119 |
| 2 219 8412 90 | Cover for Quadro valve terminal block, white | 119 |
| 2 253 3495 00 | Coupling T piece | 27, 46 |
| 2 253 3495 01 | Coupling T piece | 46 |
| 2 253 3434 00 | Coupling nipple | 26, 42 |
| 2 253 3434 01 | Coupling nipple | 42 |
| 2 253 3490 01 | Coupling angle | 47 |
| 2 253 3492 01 | Coupling angle | 47 |
| 2 552 1234 01 | Coupling angle with union nut | 48 |
| 2 257 0002 01 | Diverters straight type | 50 |
| 2 257 0003 01 | Diverters straight type | 50 |
| 2 257 0004 01 | Diverters straight type lockable | 53 |

# INDEX ALPHABETICAL


| Item-No | Description | Page |
|---|---|---|
| 2 257 0005 01 | Diverters straight type lockable | 53 |
| 2 257 0023 01 | Diverters straight type lockable (One/two pipe) | 51 |
| 2 257 0024 01 | Diverters straight type lockable (One/two pipe) | 51 |
| 2 257 0010 01 | Diverters corner type lockable | 54 |
| 2 257 0011 01 | Diverters corner type lockable | 54 |
| 2 257 0026 01 | Diverters corner type lockable (One/two pipe) | 52 |
| 2 257 0027 01 | Diverters corner type lockable (One/two pipe) | 52 |
| 2 612 5000 02 | Double collars | 118 |
| 2 612 5000 11 | Double collars | 118 |
| 2 612 5001 11 | Double collars | 118 |
| 2 612 5070 16 | Double collars | 118 |
| 2 755 1010 00 | Drinking water-steel pipe adapter with external thread | 18, 34 |
| 2 755 1212 00 | Drinking water-steel pipe adapter with external thread | 18, 34 |
| 2 755 3434 00 | Drinking water-steel pipe adapter with external thread | 18, 34 |
| 2 755 5454 00 | Drinking water-steel pipe adapter with external thread | 18, 34 |
| 2 755 6464 00 | Drinking water-steel pipe adapter with external thread | 18, 34 |
| 2 810 0320 13 | Emergency service case | 13 |
| 2 556 3412 01 | Excenters for connection fittings | 55 |
| 2 556 3422 01 | Excenters for connection fittings | 55 |
| 2 556 3434 01 | Excenters for connection fittings | 55 |
| 2 555 3434 01 | Extension piece | 60 |
| 2 555 3460 01 | Extension piece | 60 |
| 2 947 3400 01 | FE valves | 93 |
| 2 947 3800 01 | FE valves | 93 |
| 2 948 1200 01 | FE valves | 93 |
| 2 584 1005 00 | Filling and emptying tool | 98 |
| 2 580 1201 01 | Filling/draining plug | 97 |
| 2 402 0000 04 | Flat sealing | 115 |
| DAD5-70B00A | Flat sealing | 129 |
| 2 823 3434 01 | Flexible device connections | 63 |
| 2 830 3434 01 | Flexible device connections | 63 |
| 2 826 1238 341 | Flexible radiator connections with reduction | 64 |
| 2 827 1238 341 | Flexible radiator connections with reduction | 64 |
| 2 828 1238 341 | Flexible radiator connections with reduction | 64 |
| 2 829 1238 341 | Flexible radiator connections with reduction | 64 |
| DAT1-HKV100 | Flow rate controller | 129 |
| 2 730 3412 03 | Hose nozzle | 125 |
| 2 257 0001 01 | Mounting bridge | 62 |
| 2 248 3435 01 | One-pipe terminal blocks Straight type | 70 |
| 2 248 3436 01 | One-pipe terminal blocks Straight type | 70 |
| 2 248 8435 01 | One-pipe terminal blocks Corner type | 71 |
| 2 248 8436 01 | One-pipe terminal blocks Corner type | 71 |
| TAX3-7G1620 | O-ring | 129 |
| 2 421 3800 01 | Outflow valve | 92 |
| 2 540 1400 01 | Outflow valves turnable with handwheel | 91 |
| 2 540 3801 01 | Outflow valves turnable with handwheel | 91 |
| 2 531 1200 01 | Outflow valves turnable with with key control | 90 |
| 2 531 1205 01 | Outflow valves turnable with with key control | 90 |
| 2 540 3800 01 | Outflow valves turnable with with key control | 90 |
| 2 540 3805 01 | Outflow valves turnable with with key control | 90 |
| 2 405 0400 19 | Outflow valve | 121 |
| DAK1-1MB30A | Protective cap | 129 |
| 2 219 8412 02 | Quadro Valve terminal block | 76 |
| 2 219 8412 05 | Quadro Valve terminal block | 76 |
| 2 219 8412 90 | Quadro Valve terminal block | 76 |
| 2 350 5412 03 | Radiator plug | 114 |
| 2 351 5412 03 | Radiator plug | 114 |
| 2 500 1000 01 | Radiator plug | 116 |
| 2 500 1400 01 | Radiator plug | 116 |
| 2 500 1800 01 | Radiator plug | 116 |
| 2 500 3400 01 | Radiator plug | 116 |
| 2 500 3800 01 | Radiator plug | 116 |
| 2 506 1200 00 | Radiator plug | 116 |
| 2 506 1200 01 | Radiator plug | 116 |
| 2 549 1238 01 | Reduction | 111 |
| 2 549 3412 01 | Reductions with external thread | 44 |
| 2 554 2234 01 | Reductions with external thread | 44 |
| 2 254 1244 01 | Reductions with internal thread | 43 |
| 2 254 5834 01 | Reductions with internal thread | 43 |
| 2 947 0002 11 | Seal for Sealing cap | 128 |
| 2 256 3434 01 | Single-connection fittings Straight type | 72 |
| 2 256 3435 01 | Single-connection fittings Straight type | 72 |
| 2 256 1234 01 | Single-connection fittings Straight type with internal thread | 74 |
| 2 256 1235 01 | Single-connection fittings Straight type with internal thread | 74 |
| 2 256 8434 01 | Single-connection fittings Corner type | 73 |
| 2 256 8435 01 | Single-connection fittings Corner type | 73 |
| 2 256 8412 01 | Single-connection fittings Corner type with internal thread | 75 |

# INDEX ALPHABETICAL


| Item-No | Description | Page |
|---|---|---|
| 2 256 8413 01 | Single-connection fittings Corner type with internal thread | 75 |
| 2 715 1200 00 | SFE valve | 96 |
| 2 705 1200 00 | SFE valves with handwheel | 95 |
| 2 705 1400 00 | SFE valves with handwheel | 95 |
| 2 705 3800 00 | SFE valves with handwheel | 95 |
| 2 705 1000 01 | SFE valves with handwheel black | 94 |
| 2 705 1200 01 | SFE valves with handwheel black | 94 |
| 2 705 3400 01 | SFE valves with handwheel black | 94 |
| 2 355 1010 01 | Steel pipe adapter with external thread | 33 |
| 2 355 1212 01 | Steel pipe adapter with external thread | 33 |
| 2 355 3434 01 | Steel pipe adapter with external thread | 33 |
| 2 355 3812 01 | Steel pipe adapter with external thread | 33 |
| 2 355 3838 01 | Steel pipe adapter with external thread | 33 |
| 2 355 5454 01 | Steel pipe adapter with external thread | 33 |
| 2 355 6464 01 | Steel pipe adapter with external thread | 33 |
| 2 354 1234 01 | Steel pipe adapter with Eurocone external thread | 31 |
| 2 354 3434 01 | Steel pipe adapter with Eurocone external thread | 31 |
| 2 354 3834 01 | Steel pipe adapter with Eurocone external thread | 31 |
| 2 353 1234 01 | Steel pipe adapter with Eurocone internal thread | 30 |
| 2 353 3834 01 | Steel pipe adapter with Eurocone internal thread | 30 |
| 2 947 0001 01 | Sealing cap | 127 |
| 2 810 0279 13 | Sealing cap with strap | 126 |
| 2 356 1212 01 | Steel pipe adapter with internal thread | 32 |
| 2 356 3812 01 | Steel pipe adapter with internal thread | 32 |
| 2 810 0320 20 | Steel pipe adapter case | 15 |
| 2 859 3435 01 | Telescopic adapter | 57 |
| 2 559 3434 01 | Telescopic adapter | 57 |
| 2 559 3435 01 | Telescopic adapter | 57 |
| 2 559 3436 01 | Telescopic adapter | 57 |
| 2 559 3400 00 | Telescopic cone adapter | 28 |
| 2 559 1200 01 | Telescopic connections | 58 |
| 2 559 3400 01 | Telescopic connections | 58 |
| 2 559 3800 01 | Telescopic connections | 58 |
| 2 907 0001 05 | Thermostatic heads M30 x 1,5 | 87 |
| 2 907 0001 90 | Thermostatic heads M30 x 1,5 | 87 |
| 2 914 1234 01 | Thermostatic valves straight type (Eurocone) | 77 |
| 2 904 1234 01 | Thermostatic valves corner type (Eurocone) | 78 |
| 2 923 1234 01 | Thermostatic valves angle corner type left | 82 |
| 2 922 1234 01 | Thermostatic valves angle corner type right | 81 |

| Item-No | Description | Page |
|---|---|---|
| 2 914 1200 01 | Thermostatic valve straight type (internal thread) | 79 |
| 2 914 3400 01 | Thermostatic valve straight type (internal thread) | 79 |
| 2 914 3800 01 | Thermostatic valve straight type (internal thread) | 79 |
| 2 904 1200 01 | Thermostatic valve corner type (internal thread) | 80 |
| 2 904 3400 01 | Thermostatic valve corner type (internal thread) | 80 |
| 2 904 3800 01 | Thermostatic valve corner type (internal thread) | 80 |
| 2 908 3412 01 | Threaded joint connector | 45 |
| 2 559 3412 01 | Threaded pipe adapter | 59 |
| 2 559 3438 01 | Threaded pipe adapter | 59 |
| 2 920 1234 01 | Threaded-joint radiator return Straight type (Eurocone) | 83 |
| 2 925 1234 01 | Threaded-joint radiator return Corner type (Eurocone) | 84 |
| 2 915 1200 01 | Threaded-joint radiator returns Straight type (internal thread) | 85 |
| 2 915 3400 01 | Threaded-joint radiator returns Straight type (internal thread) | 85 |
| 2 915 3800 01 | Threaded-joint radiator returns Straight type (internal thread) | 85 |
| 2 905 1200 01 | Threaded-joint radiator returns Corner type (internal thread) | 86 |
| 2 905 3400 01 | Threaded-joint radiator returns Corner type (internal thread) | 86 |
| 2 905 3800 01 | Threaded-joint radiator returns Corner type (internal thread) | 86 |
| 2 249 3435 01 | Two-pipe terminal blocks straight type | 65 |
| 2 249 3436 01 | Two-pipe terminal blocks straight type | 65 |
| 2 257 0021 01 | Two-pipe terminal blocks straight type (Quadruple connection) | 69 |
| 2 257 0022 01 | Two-pipe terminal blocks straight type (Quadruple connection) | 69 |
| 2 218 3436 01 | Two-pipe terminal blocks straight type drainable | 67 |
| 2 249 8435 01 | Two-pipe terminal blocks corner type | 66 |
| 2 249 8436 01 | Two-pipe terminal blocks corner type | 66 |
| 2 218 8436 01 | Two-pipe terminal blocks corner type drainable | 68 |
| DAT1-CVS13A | Valve insert | 129 |
| DAT1-CVS13B | Valve insert | 129 |
| DAT1-CVS12B | Valve insert | 129 |
| DAT1-HKV200 | Valve insert | 129 |
| DAT1-QVS001 | Valve insert | 129 |
| 2 257 0008 01 | Y pieces | 61 |
| 2 257 0009 01 | Y pieces | 61 |

# TECHNICAL INFORMATION

## General technical information

Heating parts for drinking water systems are particularly marked in this calalog. Our products are suitable for heating systems of buildings, regardless of the type of heating.

To avoid damage and scale formation, the composition of the heat transfer medium should conform to VDI (The Association of German Engineers) guideline 2035. For industry and district heating plants, the AGFW work sheet FW 510 is to be observed. Mineral oils contained in the heat-transfer medium (alternatively, Neo-Fermit and other lubricants of the type that contain mineral oil) cause swelling and, in most cases, the breakdown of EPDM sealings.

The threads of HUMMEL threaded joints are, unless stated otherwise, manufactured according to DIN EN ISO 228-1. We reserve the right to make technical changes, as well as changes to dimensions and design.

### DIN EN 16313

HUMMEL single and double connection fittings comply with required figures of DIN EN 16313. HUMMEL compression fittings also comply with the functional dimensions of DIN EN 16313. By combining a HUMMEL compression fitting with a part from other manufacturers it has to be ensured that this part has been manufactured in compliance with DIN EN 16313.

### Assembly instructions

Our assembly instructions are enclosed with our products or available online in our technical center at www.hummel.com. For further requests a personal contact person will be happy to provide you with detailed information.

### DIN ISO 9001

HUMMEL supplies certified quality according to DIN ISO 9001 and sets with this high demands towards the own products, as well as towards the suppliers. Only standardized and certified copper alloys of well-known European semi-finished product plants getting used in production.

to the pressure loss diagrams

# SOLUTIONS FOR HEATING AND DRINKING WATER SYSTEMS

## Solutions for drinking water systems

Steel pipe adapters, compression fittings,
connection fittings, nipples, Telescopic cone adapter

## Connection fittings

Reductions, coupling angle,
steel pipe adapters, compression fittings

## Radiator connections

Diverters, flexible connections, connection fittings,
thermostatic valves and heads

## Draining and Venting

Air vents, automatic venting,
draining valves, inflow and outflow apparatus



smart & reliable connections

**HUMMEL AG**
Lise-Meitner-Straße 2
79211 Denzlingen
Germany

Tel. +49 (0) 76 66 / 9 11 10 - 400
Fax +49 (0) 76 66 / 9 11 10 - 9420
E-Mail sales@hummel.com

www.hummel.com

KATHCEN-1126