HUMMEL

smart & reliable connections

CIRCULAR CONNECTORS M16



SIGNAL // POWER // INDUSTRIAL ETHERNET









HUMMEL – smart & reliable

HUMMEL AG is a renowned manufacturer of connection technology and components for electric and heating areas. The medium sized family business stands for quality, precision, reliability and pronounced service consciousness. A wide vertical range of manufacture with in-house development, construction, toolmaking, manufacturing, electroplating and assembling from a single source, offers best conditions for implementing individual solutions.







connections

TABLE OF CONTENT

Connectors M 16 ▶ 11



Connectors M 16 INOX ▶ 14, 15, 16, 26



HUMMEL Highlights: product features ▶ 6

Technical Information ▶ 10

HUMMEL International ▶ 30

LEGEND



Housing



Inserts / Pinouts



Contacts



Accessories

Further information can be found in our Technical Centre at www.hummel.com

- // Assembly instructions
- // Crimping, assembly, disassembly
- // Crimping tool instructions for use
- // Crimp settings
- // Coding
- // Certificates & approvals
- // Derating curves

https://www.hummel.com/en/circular-connectors/technical-center

HUGE RANGE: M 12 – M 40



M 12 Power

M 23

Power Connectors

Signal Connectors

CIRCULAR CONNECTORS

PROFINET

Customized Solutions

Industrial Ethernet

M 16

TWILOCK

M 23 RJ 45

M 40

Moulded Cordsets

M 23 Hybrid

RoHS

File-No. E 213337

TWILOCK / TWILOCK-S

- // Quick Connect with Polygon Lock
- // Multi functional: Ideal with TWILOCK and screw connection
- // Easy handling, exceptional functionality
- // Resistant to vibration



Clearly defined:
OPEN – CLOSE



Multi functional: Special thread allows use of TWILOCK and screw connection



Locking with a slight rotation or release of the connection



TWILOCK

M16 HC: Same performance, less space required

Efficiency, sustainability and miniaturization are present industrial trends. Applications are getting more compact while in decreasing installation spaces the same or even more power has to be accommodated. The high performance-connector M16 HC fully meets these performance requirements. This connector is about one third smaller than the comparable M23 connectors, but at the same time almost capable of transmitting the same power-currents. The M16-HC-Connectors are available in numerous housing designs such as overmoulded, PCB or stainless steel versions.

// High power transmission up to 25 A
// Less space required
// Cost-optimised assembly directly on the PCB possible
// UL approval
// Higher energy efficiency

M16HC

	Signal	Power DC	Power AC
Number of contacts	4	4	3+PE
Contact-Ø [mm]	0,8	1,6	1,6
AWG [mm²]	0,08 - 0,34	2,5	2,5
Nominal current	5 A	25 A	25 A
Nominal voltage	48 V	48 V	320 V



Dimensions and specifications may be changed without prior notice

TWINTUS: Connector 4 small Drives

When installation space is at a premium, connection technology needs to offer more. TWINTUS combines high power density, two connections and maximum flexibility in a particularly compact double-angle housing. With external dimensions of 22.5 mm in height and 42.5 mm in width, TWINTUS is suitable for applications with limited installation space, thereby supporting the trend towards miniaturisation.The ability to rotate the housing by up to 300° provides additional freedom during installation and cable routing. Available in M16/M16 or M16/M12 versions, TWINTUS offers precisely the flexibility required by modern, compact drive solutions.The connector systems from HUMMEL AG are modular in design.

Housings and inserts can be freely combined within the respective product families. For the TWINTUS, this means it can be fitted with all inserts from the M 16 series. In addition, M 12 plug-in inserts are also available for signal transmission – optionally in 8-pin or 12-pin versions.

// 300° rotatable
// Minimized size
// Free choice of Signal and Power Inserts
// Flange 25 x 25 mm (mountable from outside)





300° rotatable



Für individuelle Lackierung vorbereitet



Version M 16 / M 12 available

TECHNICAL INFORMATION

Rated current
The **rated current** is the current that each contact of a connection can simultaneously transfer continuously.

Rated voltage
The **rated voltage** is the voltage for which a connector is designed. In operation, the rated voltage is the maximum continuously applied voltage.

Functional earth (FE)
Functional earth is an electrical conductor to ensure the functions and thus normal operation of installations and devices.
Functional earthing conductor: Earthing conductor provided for functional earthing.
Functional earthing: Earthing a point or points in a system or in an installation or in equipment, for purposes other than electrical safety.

Protective earth (PE)
Protective earth is an electrical conductor provided for the purposes of safety, for protection against electric shock. It is also called an earth conductor, earthing or "earth" for short. Its task in electric systems is to protect living beings in case of a fault.
PE conductor: Protective earth for the purposes of protective earthing
Protective earthing: Earthing a point or points in a system or in an installation or in equipment for purposes of electrical safety.

Contact overlapping
The **contact overlapping** or wipe length of connectors generally denotes the possible overlap area of the pin and receptacle. The greater this area, the more reliable the connection is due to higher possible tolerance allowance (tolerance compensation).
To ensure the IP degree of protection and the necessary contact overlapping, at HUMMEL the cable and coupling connectors must be fully engaged and locked.

Test voltage
The **test voltage** is the voltage that a connector must withstand under certain specifications without flashover or disruptive discharge via or through the insulation and at least corresponds to the r.m.s. withstand voltage in EN 61984.
The value of the test voltage is higher than the rated withstand voltage and serves to verify the dielectric strength of the connector.

Connectors
Connectors that are designed to be engaged or disengaged in normal use when live or under load. These are also called connectors with breaking capacity (CBC). A classic example in households is the SCHUKO plug (earthed 2-pin plug).
Connectors that are not deemed to be engaged or disengaged in normal use when under load or live are also named COC (connectors without breaking capacity).

HUMMEL connectors are usually classified as COC, i.e. they may not be engaged or disengaged when live or under load!

Mating Cycles
One insertion and withdrawal (engaging and disengaging) of connectors is called a mating cycle (also called a cycle of mechanical operation or engaging cycle). The number of mating cycles is an important characteristic for connectors and plugs. It defines the life of a connector during which there is no loss in its transfer/transmission quality. The number of mating cycles is influenced above all by the quality of the contact surface. Use of high-quality and durable contact coatings reduces surface abrasion on mating.

Pollution degree
The **pollution degree** is a numerical value that indicates the level of pollution expected in the micro-environment and is a parameter used in the design of clearances and creepage distances of electrical equipment. It denotes the potential pollution of an open, unengaged connector in a specific environment. The EN 60664-1 standard differentiates between four categories:
- **Pollution degree 1**: No pollution or only dry, non-conductive pollution occurs. The pollution has no influence.
- **Pollution degree 2**: Only non-conductive pollution occurs. Occasionally, however, a temporary conductivity caused by condensation must be expected. (typical for households, business premises, laboratories or test areas.).
- **Pollution degree 3**: Conductive pollution occurs or dry non-conductive pollution occurs, which becomes conductive due to condensation which is to be expected. (typical for industrial firms or workshops.)
- **Pollution degree 4**: Continuous conductivity occurs due to conductive dust, rain or other wet conditions.

If connectors are used under a higher pollution degree, the voltage values must be reduced. Contact our technical specialists to find out more.

Safety note
In case of operating voltages greater than 50 volt, the connectors listed in this catalogue must be used with conducting housing parts in accordance with the safety provisions of DIN VDE 0100-410; IEC 60364-4-41. These safety provisions specify that relevant connectors may not be engaged or disengaged when live. Otherwise, no protection against electric shock is ensured.

✦

Further information is available on our website:
https://www.hummel.com/en/circular-connectors/technical-center-circular-connectors/general-technical-information

HUMMEL connectors may not be engaged or disengaged when live or under load. To ensure the IP degree of protection (IP rating) and the necessary contact overlapping, the cable and coupling connectors must be fully engaged and locked.

M 16 CONNECTORS

Traditionally M 16 Connectors are very popular with its users. The reason for that is high capability with a low space requirement. A special version is TWINTUS. This compact connector is able to combine signal and power for small drives within one housing.

// M 16 power connector
// M 16 signal connector
// TWILOCK, quick release fastener
// TWINTUS – Connector 4 small drives



M 16

Product overview

Housings ▶ 14



Inserts ▶ 19

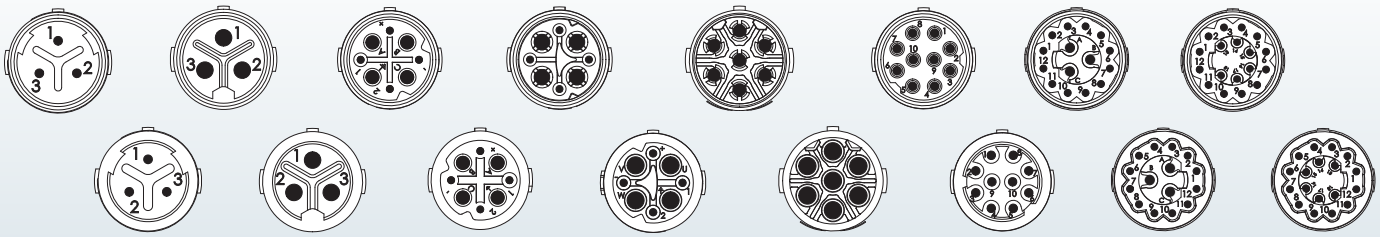

Accessories ▶ 26



Mechanical Data / Materials and Technical Data

Housing	Copper-Zinc alloy Die Cast
Housing surface	Nickel plated (Standard), other surface upon request
Inserts (for contacts)	Thermoplastic Polyamid PA 6 (Nylon 6/6), PBT Fire protection class V-0
Contacts	Brass Alloy
Contact surface at point of contact	Nickel and gold plated (0,25 µm)
Minimum mating cycles	>1000*
Seals / O-Rings	Buna-N standard, optional Viton® (FPM / FKM) (Viton is a registered trademark of DuPont)
Temperature range	-40 °C – 125 °C (-40 °F – 257 °F)
Type of contacts	Crimp, dip-solder (PCB) (for printed circuit boards)
Protection	IP 67 / IP 69K per EN 60 529 (connected)
Cable diameter range	2 – 11 mm (.08 – .43")

Electrical Data

Number of positions	**3 (3 x 1 mm)**	**3 (3 x 2 mm)**	**4 + 3 + PE / 320 V**		**4 + 3 + PE / 600 V**	
Number of contacts	3	3	4	4	4	4
Contact-Ø [mm]	1	2	0,8	1,6	0,8	1,25
AWG [mm²]	0,14 – 1	0,5 – 2,5	0,08 – 0,34	0,34 – 1,5	0,08 – 0,34	0,5 – 1,5
Nominal current [1] [A]	8	20	5	16	5	16
Nominal voltage [2] [V~] *)	250	250	160	320	160	600
Rated Surge Voltage [V~]	2500	2500	2500	2500	2500	4000
Test voltage (Breakdown voltage) [3] [V~]	1500	1500	1500	1500	1500	2500
Insulation resistance [Ω]	$>10^8$	$>10^8$	$>10^8$		$>10^8$	
Max. contact resistance [mΩ]	3	3	3	3	3	3

Number of positions	**6+PE**	**10**	**12 + 3**		**18**
Number of contacts	7	10	12	3	18
Contact-Ø [mm]	1,25	1	0,8	1,25	0,8
AWG [mm²]	0,5 – 1,5	0,14 – 0,75	0,08 – 0,34	0,5 – 1,5	0,08 – 0,34
Nominal current [1] [A]	16	8	3	10	3
Nominal voltage [2] [V~] *)	500	40	24	60	24
Rated Surge Voltage [V~]	2500	800	800	1500	800
Test voltage (Breakdown voltage) [3] [V~]	1500	500	400	840	400
Insulation resistance [Ω]	$>10^8$	$>10^8$	$>10^8$		$>10^8$
Max. contact resistance [mΩ]	3	3	3	3	3

Number of positions M16HC	**4 + 3 + PE / 320 V (HC)**		**4 + 4 (HC)**	
Number of contacts	4	4	4	4
Contact-Ø [mm]	0,8	1,6	0,8	1,6
AWG [mm²]	0,08 – 0,34	2,5	0,08 – 0,34	2,5
Nominal current [1] [A]	5	25	5	25
Nominal voltage [2] [V~] *)	48	320	48	48 (DC)
Rated Surge Voltage [V~]	2500	2500	2500	2500
Test voltage (Breakdown voltage) [3] [V~]	1500	1500	1500	1500
Insulation resistance [Ω]	$>10^8$		$>10^8$	
Max. contact resistance [mΩ]	3	3	3	3

[1], [2], [3], [4] See Technical Information page 10

*) degree of protection 3 [4]

Housings

Straight Connector, Female Thread

Cable-Ø	Part Number
3 – 6 mm	7.810.300.000
5 – 9 mm	7.810.400.000
8 – 11 mm	7.810.500.000



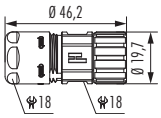

▶ 19 ▶ 26

Straight Connector, Female Thread / elongated *

Cable-Ø	Part Number
3 – 6 mm	7.811.300.000
5 – 9 mm	7.811.400.000
8 – 11 mm	7.811.500.000



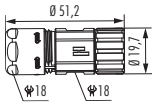

▶ 19 ▶ 26

Straight Connector, Female Thread TWILOCK

Cable-Ø	Part Number
3 – 6 mm	7.816.300.000
5 – 9 mm	7.816.400.000
8 – 11 mm	7.816.500.000



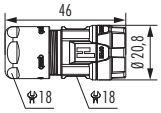

▶ 19 ▶ 26

Straight Connector, Female Thread INOX

Cable-Ø	Part Number
3 – 6 mm	7.814.300.000
5 – 9 mm	7.814.400.000
8 – 11 mm	7.814.500.000



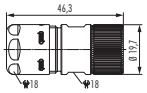

INOX STAINLESS STEEL

▶ 19 ▶ 26

Housing without inserts and contacts

Housings

Straight Connector, Male Thread

Cable-Ø	Part Number
3 – 6 mm	7.820.300.000
5 – 9 mm	7.820.400.000
8 – 11 mm	7.820.500.000



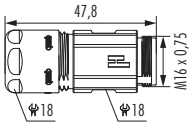

▶ 19 ▶ 26

Straight Connector, Male Thread INOX

Cable-Ø	Part Number
3 – 6 mm	7.824.300.000
5 – 9 mm	7.824.400.000
8 – 11 mm	7.824.500.000



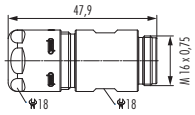

INOX STAINLESS STEEL

▶ 19 ▶ 26

Right Angle Connector with positioning

Cable-Ø	Part Number
3 – 6 mm	7.831.300.000
5 – 9 mm	7.831.400.000
8 – 11 mm	7.831.500.000



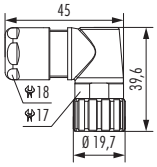

▶ 19 ▶ 26

Panel Connector with built in Cable Strain Relief

Cable-Ø	Part Number
Rear mounting, single hole mounted	
2 – 7 mm	7.852.300.000
5 – 9 mm	7.852.400.000

Including jam nut PG 11



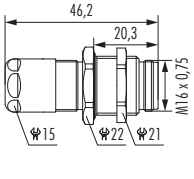

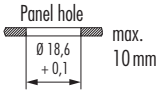

▶ 19 ▶ 26

Housings

Panel Connector with built in Cable Strain Relief



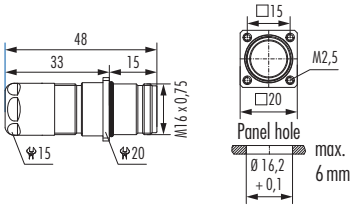

Cable-Ø	Part Number
Rear mounting, M 2,5 x 4 single hole mounted	
2 – 7 mm	7.847.300.000
5 – 9 mm	7.847.400.000

▶ 19 ▶ 26

Panel Connector, Male Thread, Front Mounting



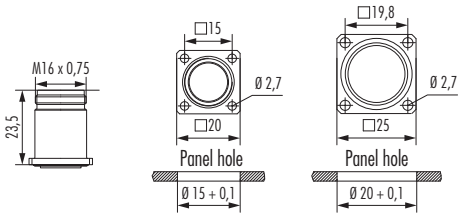

Type	Part Number
4 x holes Ø 2,7 mm (.11“) Flange 20 x 20 mm	7.840.000.000
4 x holes Ø 2,7 mm (.11“) Flange 25 x 25 mm	7.840.100.000

▶ 19 ▶ 26

Panel Connector, Male Thread, Front Mounting



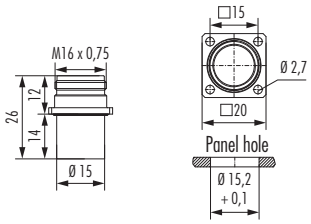

Type	Part Number
Short version	
4 x holes Ø 2,7 mm (.11“) Flange 20 x 20 mm	7.840.200.000

▶ 19 ▶ 26

Panel Connector, Male Thread INOX



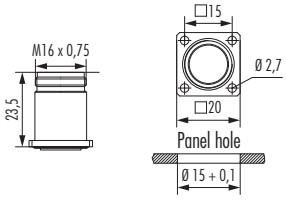

Type	Part Number
4 x holes Ø 2,7 mm (.11“) Flange 20 x 20 mm	7.840.400.000

INOX STAINLESS STEEL

▶ 19 ▶ 26

Housing without inserts and contacts

Housings

Right Angle Panel Connector, Male Thread, rotatable



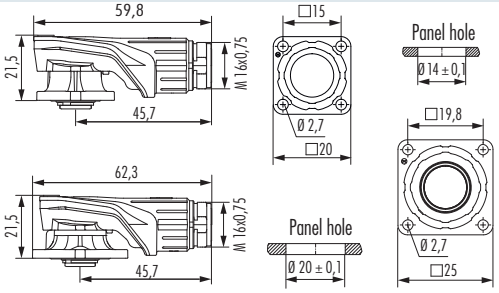

Type	Part Number
315° rotatable	
4 x holes 2,7 mm (.11“)	7.843.200.000
Flange 20 x 20 mm blue passivated	
4 x holes 2,7 mm (.11“)	7.843.200.010
Flange 20 x 20 mm nickel-plated brass	
4 x holes 2,7 mm (.11“)	7.843.300.000
Flange 25 x 25 mm blue passivated	
4 x holes 2,7 mm (.11“)	7.843.300.010
Flange 25 x 25 mm nickel-plated brass	

▶ 19 ▶ 26

Panel Connector, Male Thread, Front Mounting



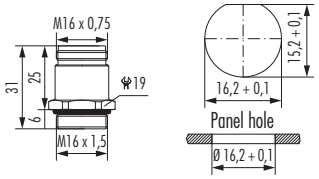

Type	Part Number
Front mounting, single hole mounted	
Thread M 16 x 1,5	7.842.000.000

▶ 19 ▶ 26

Panel Connector, Male Thread, Rear Mounting



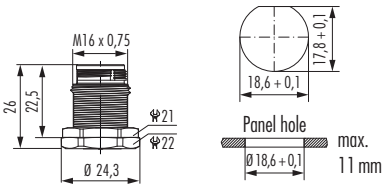

Type	Part Number
Rear mounting, single hole mounted	
Including jam nut	7.850.000.000
Including jam nut PG 11	

▶ 19 ▶ 26

Panel Connector, Male Thread, Rear Mounting



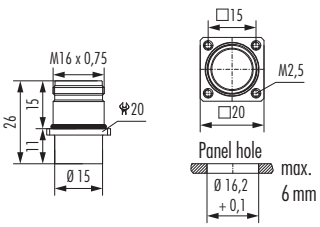

Type	Part Number
Rear mounting, 4 x thread M 2,5	
Flange 20 x 20 mm	7.845.000.000

▶ 19 ▶ 26

Housing without inserts and contacts

Housings M 16

TWINTUS



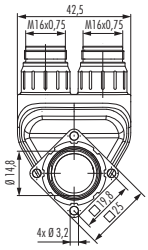

Type	Part Number
Flange 25 x 25 mm	
blue passivated	7.848.600.000
nickel plated	7.848.600.001

▶ 19 ▶ 26

TWINTUS M 16 / M 12



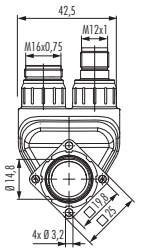

Type	Part Number
Flange 25 x 25 mm	
blue passivated	7.848.800.000
nickel plated	7.848.800.001

▶ 19 ▶ 26

Housing without inserts and contacts

Inserts 3-pole (3 x 1 mm)



Insert pin mating view

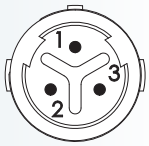

Insert socket mating view

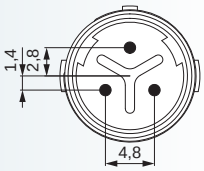

Type	Part Number Pins	Part Number Sockets
Insert without contacts	7.003.903.101	7.003.903.102
Insert with dip solder contacts Length 10 mm	7.001.903.127	7.001.903.108
Required Contacts 3 x 1 mm	7.010.901.001	7.010.901.002 / 7.010.901.012

▶ 24

Inserts 3-pole (3 x 2 mm)

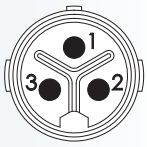

Insert pin mating view

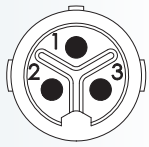

Insert socket mating view

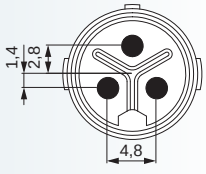

Type	Part Number Pins	Part Number Sockets
Insert without contacts	7.003.983.101	7.003.983.102
Insert with dip solder contacts Length 10 mm	7.001.983.127	7.001.983.108
Required Contacts 3 x 2 mm	7.010.982.001	7.010.982.002

▶ 24

Inserts / Pinouts

Inserts 4+3+PE, 320 V

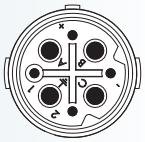

Insert pin mating view

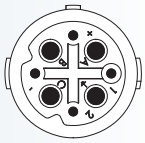

Insert socket mating view

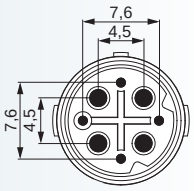

Type	Part Number Pins	Part Number Sockets
Insert without contacts	7.003.943.101	7.003.943.102
Insert RAL 2003 (DESINA orange) without contacts	7.053.943.101	7.053.943.102
Insert with dip solder contacts Length 10 mm	7.001.943.127	7.001.943.108
Insert with dip solder contacts Length 17 mm	7.001.943.137	7.001.943.118
Required Contacts		
4 x 0,8 mm	7.010.980.801	7.010.980.802
4 x 1,6 mm	7.010.981.601	7.010.981.602
Version HC – Required Contacts		
4 x 0,8 mm	7.010.980.801	7.010.980.802
4 x 1,6 mm	7.011.981.601	7.011.981.602

M16HC

▶ 24

Inserts 4+4 HC

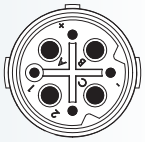

Insert pin mating view

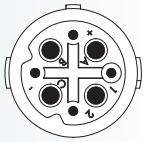

Insert socket mating view

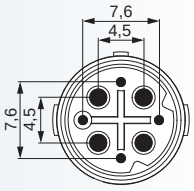

Type	Part Number Pins	Part Number Sockets
Insert without contacts	7.003.944.101	7.003.944.102
Insert with dip solder contacts Length 10 mm	7.011.944.127	
Required Contacts		
4 x 0,8 mm	7.010.980.801	7.010.980.802
4 x 1,6 mm	7.011.981.601	7.011.981.602

M16HC

▶ 24

Inserts 4+3+PE, 600 V

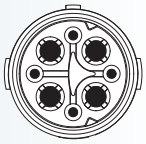

Insert pin mating view

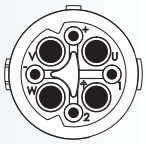

Insert socket mating view

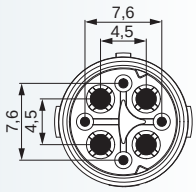

Type	Part Number Pins	Part Number Sockets
Insert without contacts	7.003.908.101	7.003.908.102
Insert RAL 2003 (DESINA orange) without contacts	7.053.908.101	7.053.908.102
Required Contacts		
4 x 0,8 mm	7.010.980.811	7.010.980.814
4 x 1,25 mm	7.010.981.211	7.010.981.212

▶ 24

[1] under development

Inserts 6+PE

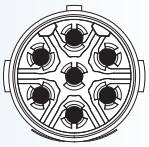

Insert pin mating view

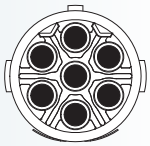

Insert socket mating view

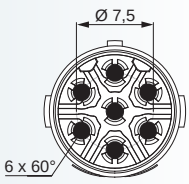

Type	Part Number Pins	Part Number Sockets
Insert without contacts	7.003.961.101	7.003.961.102
Insert RAL 2003 (DESINA orange) without contacts	7.053.961.101	7.053.961.102
Required Contacts		
7 x 1,25 mm	7.010.981.211	7.010.981.212

▶ 24

[1] under development

Inserts / Pinouts

Inserts 10-pole

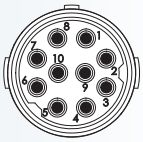

Insert pin mating view

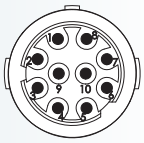

Insert socket mating view

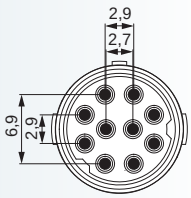

Type	Part Number Pins	Part Number Sockets
Insert without contacts	7.003.910.101	7.003.910.102
Insert RAL 2003 (DESINA green) without contacts	7.053.910.101	7.053.910.102
Insert with dip solder contacts Length 10 mm	7.001.910.127	7.001.910.108
Insert with dip solder contacts Length 17 mm	7.001.910.137	7.001.910.118
Required Contacts		
10 x 1 mm	7.010.981.001	7.010.981.002

▶ 24

[1] under development

Inserts 12+3-pole

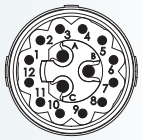

Insert pin mating view

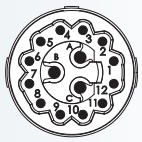

Insert socket mating view

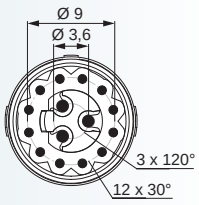

Type	Part Number Pins	Part Number Sockets
Insert without contacts	7.003.985.101	7.003.985.102
Insert with dip solder contacts Length 10 mm	7.001.985.127	7.001.985.108
Insert with dip solder contacts Length 17 mm	7.001.985.137	7.001.985.118
Required Contacts		
12 x 0,8 mm	7.010.980.801	7.010.980.802
3 x 1,25 mm	7.010.981.201	7.010.981.202

▶ 24

Inserts 18-pole

Type	Part Number Pins	Part Number Sockets
Insert without contacts	7.003.988.101	7.003.988.102
Insert RAL 2003 (DESINA green) without contacts	7.053.988.101	7.053.988.102
Insert with dip solder contacts Length 10 mm	7.001.988.127	7.001.988.108
Insert with dip solder contacts Length 17 mm	7.001.988.137	7.001.988.118
Required Contacts 18 x 0,8 mm	7.010.980.801	7.010.980.802



Insert pin mating view



Insert socket mating view

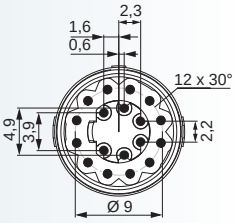

▶ 24

Inserts M 12 for TWINTUS M 16 / M 12 (8-poles)

Type	Part Number Pins
Insert with solder contacts	A712-7.001.908.103



Insert pin mating view

Inserts M 12 for TWINTUS M 16 / M 12 (12-poles)

Type	Part Number Pins
Insert with solder contacts	A712-7.001.912.103



Insert pin mating view

M 16



Contacts

Contacts	Type	Crimp Range	Part Number
	Crimp pin 0,8 mm, machined	0,08 – 0,34 mm² (AWG 28 – 22)	7.010.980.801
	Crimp socket 0,8 mm, machined	0,08 – 0,34 mm² (AWG 28 – 22)	7.010.980.802
	Crimp pin 0,8 mm, machined	0,08 – 0,34 mm² (AWG 28 – 22)	7.010.980.811
	Crimp socket 0,8 mm, machined	0,08 – 0,34 mm² (AWG 28 – 22)	7.010.980.814
	Crimp pin 1 mm, machined	0,08 – 0,75 mm² (AWG 28 – 18)	7.010.981.001
	Crimp socket 1 mm, machined	0,08 – 0,75 mm² (AWG 28 – 18)	7.010.981.002
	Crimp pin 1 mm, machined	0,14 – 1 mm² (AWG 26 – 17)	7.010.901.001
	Crimp socket 1 mm, machined	0,08 – 0,56 mm² (AWG 28 – 20)	7.010.901.012
	Crimp socket 1 mm, machined	0,34 – 1 mm² (AWG 22 – 17)	7.010.901.002
	Crimp pin 1,25 mm, machined	0,5 – 1,5 mm² (AWG 20 – 16)	7.010.981.201
	Crimp socket 1,25 mm, machined	0,5 – 1,5 mm² (AWG 20 – 16)	7.010.981.202

Contacts	Type	Crimp Range	Part Number
	Crimp pin 1,25 mm, machined	0,34 – 1,5 mm² (AWG 20 – 16)	7.010.981.211
	Crimp socket 1,25 mm, machined	0,34 – 1,5 mm² (AWG 20 – 16)	7.010.981.212
	Crimp pin 1,6 mm, machined	0,34 – 1,5 mm² (AWG 22 – 16)	7.010.981.601
	Crimp socket 1,6 mm, machined	0,34 – 1,5 mm² (AWG 22 – 16)	7.010.981.602
	Crimp pin 2 mm, machined	1,0 – 2,5 mm² (AWG 17 – 14)	7.010.982.001
	Crimp socket 2 mm, machined	1,0 – 2,5 mm² (AWG 17 – 14)	7.010.982.002
	M16HC		
	Crimp pin HC 1,6 mm, machined	2,5 mm²	7.011.981.601
	Crimp socket HC 1,6 mm, machined	2,5 mm²	7.011.981.602

Accessories

Accessories	Type	Part Number
	**Plastic protective cap** for connectors with **male thread** with **female thread**	 7.000.980.161 7.000.980.162
	**Brass protective cap** for connectors with **female thread** **INOX protective cap** for connectors with **female thread**	 7.010.900.163 [1] 7.010.904.163 [1]
	**Brass protective cap** for connectors with **male thread** **INOX protective cap** for connectors with **male thread**	 7.010.900.162 7.010.904.162
	**Brass protective cap with chain** for connectors with **female thread** Length 70 mm	 7.010.9S0.705 [1]
	**Brass protective cap with chain** for connectors with **male thread** Length 70 mm	 7.010.9S0.704
	**Crimp tool** for manual crimping of machined crimp contacts for signal connectors M 16 and M 23 incl. Locator **Locator for Crimping tool** for crimp contact Series M16, separate **Locator for Crimping tool** for crimp contact Series M16, B-Positions, separate	 7.000.900.904 7.010.900.136 7.010.900.148

[1] no compatibility with TWILOCK

Accessories

Accessories	Type	Part Number
	**Conduit adaptor** Poleon DN 12	7.010.900.202
	**Plastic protective cap for TWINTUS** TWINTUS M 16	7.000.848.101
	**Disassembly Tool** for crimp contacts 1,25 mm	7.010.900.151
	**Tool Adapter** for tightening or loosening knurled nuts for M 12 Power/M 16	7.010.900.191
	**Tool Adapter** for tightening or loosening knurled nuts M12 Power, cross knurl	7.010.900.193
	**Screw Tool**, adjustable 0.5 – 1.7 Nm	7.010.900.190

[1] upon request

Europe

HUMMEL France

HUMMEL CONNECTEURS SAS
ZI – Rue de l'Acqueline
51800 Sainte Ménéhould / France

Tel. +33 (0) 3 89 / 55 37 20
Fax +33 (0) 3 89 / 53 80 27
E-Mail info.fr@hummel.com
www.hummel.com

HUMMEL UK

HUMMEL UK Limited
Office 3, Momentum House
Enterprise Way, Lowton St Marys,
Warrington, Cheshire, WA3 2BP
United Kingdom

Tel. +44 (0) 19 42 / 60 56 95
Fax +44 (0) 19 42 / 26 93 24
E-Mail info.uk@hummel.com
www.hummel.com

HUMMEL Italy

HUMMEL S.r.l.
Via Enrico Fermi 61
10091 Alpignano (Torino) / Italy

Tel. +39 (0) 11 / 9 68 26 38
Fax +39 (0) 11 / 9 78 55 50
E-Mail info.it@hummel.com
www.hummel.com

HUMMEL Poland

HUMMEL Sales Office Poland
Al. 23 Stycznia 26 lok. 20
86-300 Grudziadz / Poland

Tel. +48 (0) 6 62 / 38 27 99
Fax +48 (0) 56 / 6 43 00 11
E-Mail info.pl@hummel.com
www.hummel.com

Asia

HUMMEL China

HUMMEL Connector Systems (Shanghai) Co., Ltd.
Room 1701 Central Plaza
No.227 Huang Pi (N) Road
200003 Shanghai / P.R. China

Tel. +86 (0) 21 / 63 75 85 51
Fax +86 (0) 21 / 63 75 85 53
E-Mail info.hcs.cn@hummel.com
www.hummel.com

HUMMEL India

HUMMEL Connector Systems Pvt. Ltd.
1211, Surya Kiran Building, 19,
Kasturba Gandhi Marg
110001 New Delhi/India

Tel. +91 (0) 11 / 43 00 75-21 / -23
Fax +91 (0) 11 / 43 00 75-22
E-Mail info.in@hummel.com
www.hummel.com

HUMMEL South Korea

HUMMEL AG KOREA
#1114-5, the First Tower 2, 614, Dongtan
Giheung-ro, Hwaseong-si, Gyenggi-do
18469 Korea

Tel. +82 (0) 2 / 4 70 27 62
Fax +82 (0) 2 / 4 70 27 63
E-Mail info.kr@hummel.com
www.hummelkorea.com

South America

HUMMEL Brazil

HUMMEL Connector Systems Ltda.
Rua Derville Gabriel Pereira, 280
Barro Preto – Centro Empresarial Tatuí I
CEP 18280-614 – Tatuí / SP / Brazil

Tel. +55 (0) 15 / 33 22 70 00
Fax +55 (0) 15 / 33 22 70 26
E-Mail vendas@hummel.com.br
www.hummel.com.b



Limited Liability

The images and information in this catalog are for the general information of business customers and are not binding. We reserve the right to make changes, particularly with regard to technical data, design, dimensions, and colors, as well as changes in technology and design. All information is subject to errors, typesetting, and printing errors.

Imprint

Graphic & Layout:
HUMMEL AG, Marketing & Communications, Lise-Meitner-Str. 2, 79211 Denzlingen, Germany, Tel. +49 (0) 76 66 9 11 10-0, Fax +49 (0) 76 66 9 11 10-20, info@hummel.com

ELECTRIC COMPONENTS

Cable Glands

Polyamide-, Brass- and Stainless steel,
EMC-connections, Protection Ex e, Ex d, Ex ta



Circular Connectors

M 12 Power to M 40, INOX, TWILOCK, Industrial Ethernet,
Power, Signal, Hybrid-Connector, Moulded Cordsets



Conduit Systems

Corrugated Conduit Systems, Conduit Cable Glands,
combined Cable Glands, Accessories



Cable Assembly

Moulded Signal- and Power Circular Connectors,
Servo Cables, Cable Sets



www.hummel.com

HUMMEL AG
Lise-Meitner-Straße 2
79211 Denzlingen
Germany
www.hummel.com

Tel. +49 (0) 76 66 / 9 11 10-0
Fax +49 (0) 76 66 / 9 11 10-9420
E-Mail sales@hummel.com

KATALOGEN-1126