HUMMEL

smart & reliable connections

CIRCULAR CONNECTORS M40



POWER // HYBRID









HUMMEL – smart & reliable

HUMMEL AG is a renowned manufacturer of connection technology and components for electric and heating areas. The medium sized family business stands for quality, precision, reliability and pronounced service consciousness. A wide vertical range of manufacture with in-house development, construction, toolmaking, manufacturing, electroplating and assembling from a single source, offers best conditions for implementing individual solutions.







connections

TABLE OF CONTENT

Connectors M 40 Power (Size 1,5) ▶ 9



Connectors M 40 (Size 1,5) Hybrid ▶ 21



HUMMEL Highlights: product features ▶ 6/23

Technical Information ▶ 8

HUMMEL International ▶ 27

Limited Liability

The images and information in this catalog are for the general information of business customers and are not binding. We reserve the right to make changes, particularly with regard to technical data, design, dimensions, and colors, as well as changes in technology and design. All information is subject to errors, typesetting, and printing errors.

Imprint

Graphic & Layout:
HUMMEL AG, Marketing & Communications, Lise-Meitner-Str. 2, 79211 Denzlingen, Germany, Tel. +49 (0) 76 66 9 11 10-0, Fax +49 (0) 76 66 9 11 10-20, info@hummel.com

LEGEND



Housing



Inserts / Pinouts



Contacts



Accessories

Further information can be found in our Technical Centre at www.hummel.com

- // Assembly instructions
- // Crimping, assembly, disassembly
- // Crimping tool instructions for use
- // Crimp settings
- // Coding
- // Certificates & approvals
- // Derating curves

https://www.hummel.com/en/circular-connectors/technical-center

HUGE RANGE: M 12 – M 40



M 12 Power

M 23

Power Connectors

Signal Connectors

CIRCULAR CONNECTORS

PROFINET

Customized Solutions

Industrial Ethernet

M 16

TWILOCK

M 23 RJ 45

M 40

Moulded Cordsets

M 23 Hybrid

RoHS

File-No. E 213337

TWILOCK-S

- // Quick Connect
- // Multi functional: Ideal with TWILOCK-S and screw connection
- // Easy handling, exceptional functionality
- // Resistant to vibration



Clearly defined:
OPEN – CLOSE



Multi functional: Special thread allows use of TWILOCK-S and screw connection



Locking with a slight rotation or release of the connection



intermateable with SpeedTec



TECHNICAL INFORMATION

Rated current
The **rated current** is the current that each contact of a connection can simultaneously transfer continuously.

Rated voltage
The **rated voltage** is the voltage for which a connector is designed. In operation, the rated voltage is the maximum continuously applied voltage.

Functional earth (FE)
Functional earth is an electrical conductor to ensure the functions and thus normal operation of installations and devices.
Functional earthing conductor: Earthing conductor provided for functional earthing.
Functional earthing: Earthing a point or points in a system or in an installation or in equipment, for purposes other than electrical safety.

Protective earth (PE)
Protective earth is an electrical conductor provided for the purposes of safety, for protection against electric shock. It is also called an earth conductor, earthing or "earth" for short. Its task in electric systems is to protect living beings in case of a fault.
PE conductor: Protective earth for the purposes of protective earthing
Protective earthing: Earthing a point or points in a system or in an installation or in equipment for purposes of electrical safety.

Contact overlapping
The **contact overlapping** or wipe length of connectors generally denotes the possible overlap area of the pin and receptacle. The greater this area, the more reliable the connection is due to higher possible tolerance allowance (tolerance compensation).
To ensure the IP degree of protection and the necessary contact overlapping, at HUMMEL the cable and coupling connectors must be fully engaged and locked.

Test voltage
The **test voltage** is the voltage that a connector must withstand under certain specifications without flashover or disruptive discharge via or through the insulation and at least corresponds to the r.m.s. withstand voltage in EN 61984.
The value of the test voltage is higher than the rated withstand voltage and serves to verify the dielectric strength of the connector.

Connectors
Connectors that are designed to be engaged or disengaged in normal use when live or under load. These are also called connectors with breaking capacity (CBC). A classic example in households in the SCHUKO plug (earthed 2-pin plug).
Connectors that are not deemed to be engaged or disengaged in normal use when under load or live are also named COC (connectors without breaking capacity).

HUMMEL connectors are usually classified as COC, i.e. they may not be engaged or disengaged when live!

Mating Cycles
One insertion and withdrawal (engaging and disengaging) of connectors is called a mating cycle (also called a cycle of mechanical operation or engaging cycle). The number of mating cycles is an important characteristic for connectors and plugs. It defines the life of a connector during which there is no loss in its transfer/transmission quality. The number of mating cycles is influenced above all by the quality of the contact surface. Use of high-quality and durable contact coatings reduces surface abrasion on mating.

Pollution degree
The **pollution degree** is a numerical value that indicates the level of pollution expected in the micro-environment and is a parameter used in the design of clearances and creepage distances of electrical equipment. It denotes the potential pollution of an open, unengaged connector in a specific environment. The EN 60664-1 standard differentiates between four categories:
- **Pollution degree 1**: No pollution or only dry, non-conductive pollution occurs. The pollution has no influence.
- **Pollution degree 2**: Only non-conductive pollution occurs. Occasionally, however, a temporary conductivity caused by condensation must be expected. (typical for households, business premises, laboratories or test areas.).
- **Pollution degree 3**: Conductive pollution occurs or dry non-conductive pollution occurs, which becomes conductive due to condensation which is to be expected. (typical for industrial firms or workshops.)
- **Pollution degree 4**: Continuous conductivity occurs due to conductive dust, rain or other wet conditions.

If connectors are used under a higher pollution degree, the voltage values must be reduced. Contact our technical specialists to find out more.

Safety note
In case of operating voltages greater than 50 volt, the connectors listed in this catalogue must be used with conducting housing parts in accordance with the safety provisions of DIN VDE 0100-410; IEC 60364-4-41. These safety provisions specify that relevant connectors may not be engaged or disengaged when live. Otherwise, no protection against electric shock is ensured.

✦

Further information is available on our website:
https://www.hummel.com/de/rundsteckverbinder/technik-center/allgemeine-technische-hinweise

HUMMEL connectors may not be engaged or disengaged when live. To ensure the IP degree of protection (IP rating) and the necessary contact overlapping, the cable and coupling connectors must be fully engaged and locked.

M 40 POWER CONNECTORS (SIZE 1,5)

Connector series M 40 is suitable for high current and is preferably used for heavy drive application. The high-quality housing out of metal fulfills all requirements, that are present in a rough industrial environment. Furthermore, it convinces through a long operational lifetime.

// suitable for requirements with high current
// safe EMC protection
// Screw lock or quick release fastener
// TWILOCK-S: intermateable with SpeedTec



M 40 POWER (SIZE 1,5)

Product overview

Housings with inserts ▶ 12



Inserts ▶ 16

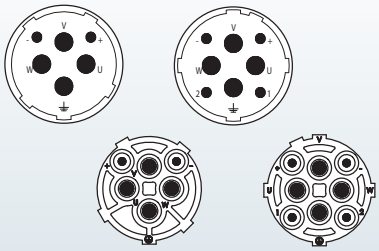

Accessories ▶ 17



Mechanical Data	Materials and Technical Data
Housing	Copper-Zinc alloy Die Cast
Housing surface	Nickel plated, other surface upon request
Inserts (for contacts)	Thermoplastic Polyamid PA 6 (Nylon 6/6), PBT Fire protection class V-0
Contacts	Brass Alloy
Contact surface at point of contact	Nickel and gold plated (0,25 µm)
Minimum mating cycles	> 500
Seals / O-Rings	Buna-N standard optional Viton® (FKM / FPM) (Viton is a registered trademark of DuPont)
Temperature range	-40 °C – 125 °C (-40 °F – 257 °F)
Type of contacts	Crimp
Protection	IP 67 / IP 69K per EN 60 529 (connected)
Cable diameter range	13 – 28 mm (.51" – 1.10")

Standard delivery of M 40 (size 1,5) Power Connector include Contact Insert.

Electrical Data

Number of positions	2 + 3 + PE		4 + 3 + PE	
Number of contacts	2	4	4	4
Contact-Ø [mm]	2	3,6	2	3,6
Nominal current [1] [A]	28	75	28	75
Nominal voltage [2] [V~] degree of pollution 3 [3]	300	600	300	600
Test voltage (Breakdown voltage) [4] [V~]	2500	4000	2500	4000
Insulation resistance [Ω]	$> 10^{13}$		$> 10^{13}$	
Max. contact resistance [mΩ]	3	1	3	1

[1), 2), 3), 4)] See Technical Information page 18

M 40 POWER (SIZE 1,5)

Housings with inserts

Straight Connector, Female Thread

Cable-Ø	Part Number
2 + 3 + PE, insert for sockets	
Screw lock version	
13 – 18 mm (.51 – .71")	7.710.623.000
17 – 24 mm (.67 – .97")	7.710.723.000
21 – 28 mm (.83 – 1.10")	7.710.823.000



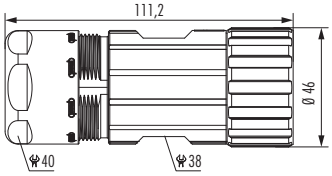



▶ 17 ▸ 18

Straight Connector, Female Thread

Cable-Ø	Part Number
4 + 3 + PE, insert for sockets	
Screw lock version	
13 – 18 mm (.51 – .71")	7.710.643.000
17 – 24 mm (.67 – .97")	7.710.743.000
21 – 28 mm (.83 – 1.10")	7.710.843.000



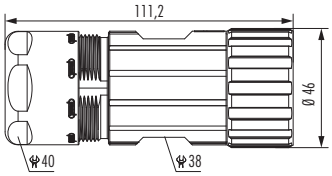

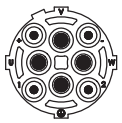

▶ 17 ▸ 18

Straight Connector, Female Thread

Cable-Ø	Part Number
2 + 3 + PE, insert for sockets	
TWILOCK-S*	
13 – 18 mm (.51 – .71")	7.716.623.00S
17 – 24 mm (.67 – .97")[1]	7.716.723.00S
21 – 28 mm (.83 – 1.10")	7.716.823.00S



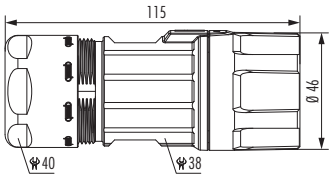



▶ 17 ▸ 18

Straight Connector, Female Thread

Cable-Ø	Part Number
4 + 3 + PE, insert for sockets	
TWILOCK-S*	
13 – 18 mm (.51 – .71")	7.716.643.00S
17 – 24 mm (.67 – .97")	7.716.743.00S
21 – 28 mm (.83 – 1.10"	7.716.843.00S



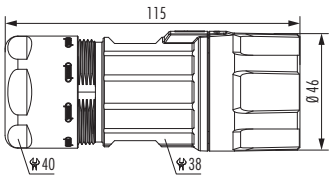

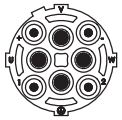

▶ 17 ▸ 18

* intermateable with SpeedTec

[1] No compatibility with TWILOCK

Housings with inserts

Straight Connector, Male Thread

Cable-Ø	Part Number
2 + 3 + PE, insert for pins	
TWILOCK-S* and screw lock version	
13 – 18 mm	7.720.623.00S
17 – 24 mm	7.720.723.00S
21 – 28 mm	7.720.823.00S



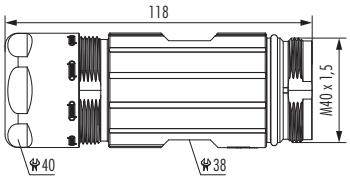

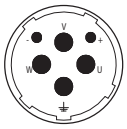

▶ 17 ▸ 18

Straight Connector, Male Thread

Cable-Ø	Part Number
4 + 3 + PE, insert for pins	
TWILOCK-S* and screw lock version	
13 – 18 mm	7.720.643.00S
17 – 24 mm	7.720.743.00S
21 – 28 mm	7.720.843.00S



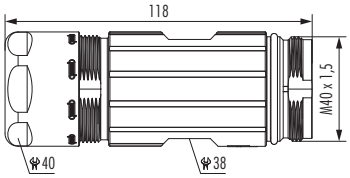

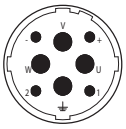

▶ 17 ▸ 18

Panel Connector, Male Thread, Front Mounting

Type	Part Number
2 + 3 + PE, insert for pins	
TWILOCK-S* and screw lock version	
4 x Bohr. 4,5 mm	7.740.023.00S



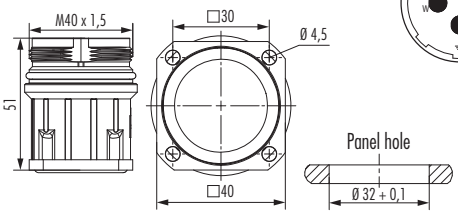

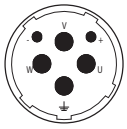

▶ 17 ▸ 18

Panel Connector, Male Thread, Front Mounting

Type	Part Number
4 + 3 + PE, insert for pins	
TWILOCK-S* and screw lock version	
4 x Bohr. 4,5 mm	7.740.043.00S



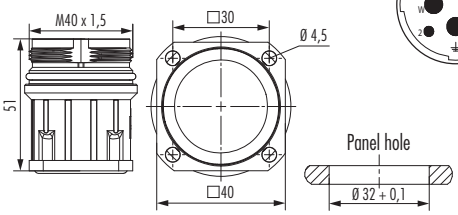

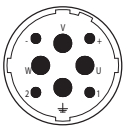

▶ 17 ▸ 18

* intermateable with SpeedTec

M 40 POWER (SIZE 1,5)

Housings with Inserts

Panel Connector with knurled Nut, Front Mounting



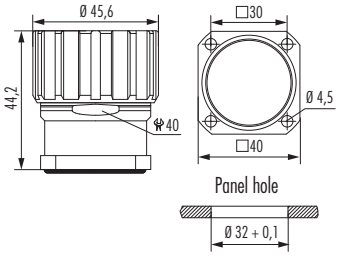



Type	Part Number
2 + 3 + PE, insert for sockets Screw lock version 4 holes Ø 4,5 mm (.18")	7.744.023.000

▶ 17 ▸ 18

Panel Connector with knurled Nut, Front Mounting



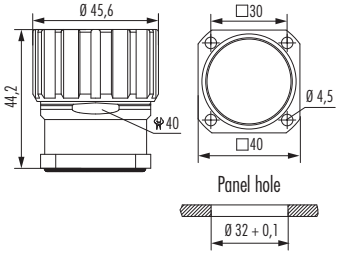

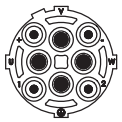

Type	Part Number
4 + 3 + PE, insert for sockets Screw lock version 4 holes Ø 4,5 mm (.18")	7.744.043.000

▶ 17 ▸ 18

Right Angle Panel Connector, Male Thread, rotatable



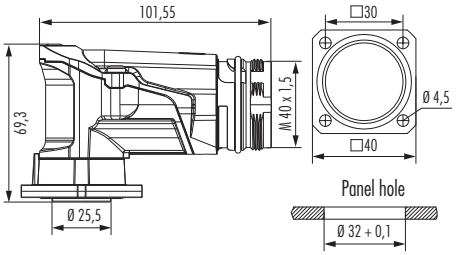

Type	Part Number
2 + 3 + PE, insert for pins TWILOCK-S* and screw lock version 4 holes Ø 4,5 mm (.18")	7.749.023.00S

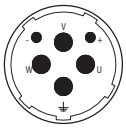

▶ 17 ▸ 18

Right Angle Panel Connector, Male Thread, rotatable



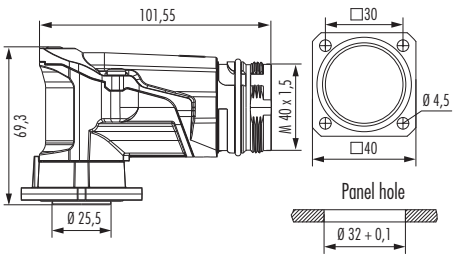

Type	Part Number
4 + 3 + PE, insert for pins TWILOCK-S* and screw lock version 4 holes Ø 4,5 mm (.18")	7.749.043.00S

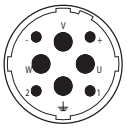

▶ 17 ▸ 18

* intermateable with SpeedTec

Panel Connector, Male Thread, Single Hole Mounting



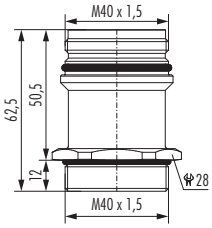

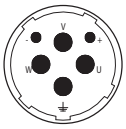

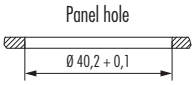

Type	Part Number
Front mounting, 2 + 3 + PE, insert for pins screw lock version Thread M 40 x 1,5	7.742.023.000

▶ 17 ▸ 18

Panel Connector, Male Thread, Single Hole Mounting



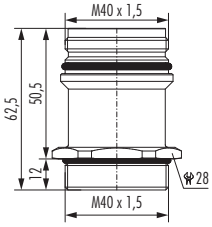

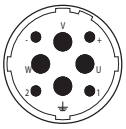

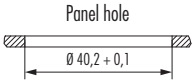

Type	Part Number
Front mounting, 4 + 3 + PE, insert for pins screw lock version Thread M 40 x 1,5	7.742.043.000

▶ 17 ▸ 18

M 40 POWER (SIZE 1,5)

Inserts

Contact Arrangement, Mating View	Number of Poles	Required Contacts
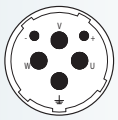	Insert for pins 2 + 3 + PE	2 x crimp pins 2 mm 4 x crimp pins 3,6 mm
	Insert for sockets 2 + 3 + PE	2 x crimp sockets 2 mm 4 x crimp sockets 3,6 mm
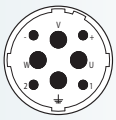	Insert for pins 4 + 3 + PE	4 x crimp pins 2 mm 4 x crimp pins 3,6 mm
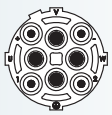	Insert for sockets 4 + 3 + PE	4 x crimp sockets 2 mm 4 x crimp sockets 3,6 mm

Standard delivery of M 40 Hybrid Power Connector include Contact insert.



M 40 POWER (SIZE 1,5)

Contacts

Contacts	Type	Crimp Range	Part Number
	Crimp pin 2 mm, machined	0,25 – 1 mm² (AWG 24 – 17)	7.015.952.003
	Crimp pin 2 mm, machined	1 – 4 mm² (AWG 17 – 12)	7.015.952.001
	Crimp socket 2 mm, machined	0,25 – 1 mm² (AWG 24 – 17)	7.015.952.004
	Crimp socket 2 mm, machined	1 – 4 mm² (AWG 17 – 12)	7.015.952.002
	Crimp pin 3,6 mm, machined	1,5 – 4 mm² (AWG 16 – 12)	7.015.953.601
	Crimp socket 3,6 mm, machined	1,5 – 4 mm² (AWG 16 – 12)	7.015.953.602
	Crimp pin 3,6 mm, machined	6 mm² (AWG 10)	7.015.953.611
	Crimp socket 3,6 mm, machined	6 mm² (AWG 10)	7.015.953.612
	Crimp pin 3,6 mm, machined	AWG 8	7.015.953.621
	Crimp pin 3,6 mm, machined	10 mm²	7.015.953.623
	Crimp socket 3,6 mm, machined	AWG 8	7.015.953.622
	Crimp socket 3,6 mm, machined	10 mm²	7.015.953.624
	Crimp pin 3,6 mm, machined	16 mm² (AWG 6)	7.015.953.631
	Crimp socket 3,6 mm, machined	16 mm² (AWG 6)	7.015.953.632

M 40 POWER (SIZE 1,5)

Contacts

Accessories	Type	Part Number
	Plastic protective cap for connectors with **female thread**	7.000.900.152
	**Plastic protective cap** for connectors with **male thread**	7.000.900.151
	**Brass protective cap** for connectors with **female thread**	7.015.900.103 [1]
	**Brass protective cap** for connectors with **male thread**	7.015.900.102
	**Brass protective cap with rope** for connectors with **female thread**	7.015.9S1.003 [1]
	**Brass protective cap with rope** for connectors with **male thread**	7.015.9S1.002
	**Adaptor flange** for Straight Connectors	7.010.900.129 [1]

[1] No compatibility with TWILOCK

Accessories

Accessories	Type	Part Number
	**Adapter for Conduit Fittings** Poleon DN 29	7.010.900.217
	**Manual crimp tool** machined crimp contacts until 10 mm² (AWG 8) for power connectors battery pack crimp tool for connectors M 40 (European market only) crimping unit for crimp tool locator for 2 mm contacts battery pack crimp tool locator for 3,6 mm contacts at crimp tool assembly instructions online: www.hummel.com	 7.000.900.920 7.000.900.919 7.010.900.156 7.010.900.153
	**Crimp tool** for manual crimping of machined crimp contacts 16 mm² (AWG 6)	 7.000.900.903

M 40 POWER (SIZE 1,5)

M 40 POWER CONNECTORS (SIZE 1,5) HYBRID

The M 40 Hybrid combines the power of the standard series with the versatility of a hybrid connector. This circular connector transmits power up to 55 A and parallel data rates up to 100 Mbit/s.

A special feature are the high electrical characteristics of the signal contacts A/B. They enable users in servo technology to achieve transmission rates of up to 300 V/7 A for brakes.

// compact and robust design
// absolute industrial suitability for rough environments
// Screw lock or quick release fastener



M 40 HYBRID (SIZE 1,5)

Product overview

Housings with inserts ▶ 24



Inserts ▶ 25

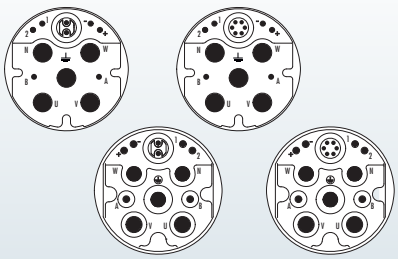

Accessories ▶ 26



Mechanical Data

Housing	Copper-Zinc alloy Die Cast
Housing surface	Nickel plated, other surface upon request
Inserts (for contacts)	Thermoplastic Polyamid PA 6 (Nylon 6/6), PBT Fire protection class V-0
Contacts	Brass Alloy
Contact surface at point of contact	Nickel and gold plated (0,25 µm)
Minimum mating cycles	> 500
Seals / O-Rings	Buna-N standard optional Viton® (FKM / FPM) (Viton is a registered trademark of DuPont)
Temperature range	-40 °C – 125 °C (-40 °F – 257 °F)
Type of contacts	Crimp
Protection	IP 67 / IP 69K per EN 60 529 (connected)
Cable diameter range	13 – 28 mm (.51" – 1.10")

Standard delivery of M 40 / M 40 HYBRID (size 1,5) Power Connector include Contact Insert.

Electrical Data M 40 HYBRID

Number of positions	Power	Signal	Ethernet
Number of contacts	4 + PE	4 + **2**	2 / 6
Contact-Ø [mm]	3,6 mm	1 mm	1 / 0,6 mm
AWG [mm2]	1,5 – 10 mm^2	0,14 – 1,5 mm^2	0,14 – 1,5 / 0,05 – 0,34 mm^2
Nominal current [1] [A]	55	7	2 / 1,2
Nominal voltage [2] [V~] degree of pollution 3 [3]	630 AC, 850 DC	150 / **300**	30
Test voltage (Breakdown voltage) [4] [V~]	4000	500 / **1500**	500
Data transfer	–	–	Cat5e / Cat5
Insulation resistance [Ω]	> 10^{13}	> 10^{13}	> 10^{13}
Max. contact resistance [mΩ]	3 1	3 1	3 1

[1), 2), 3), 4)] See Technical Information page 8

Housings with inserts

Straight Connector, Female Thread



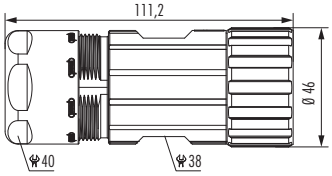

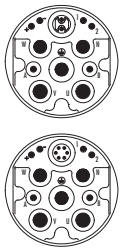

Cable-Ø	Part Number
2 + 6 + 4 + PE, insert for sockets	
13 – 18 mm (.51 – .71“)	7.710.662.000
17 – 24 mm (.67 – .97“)	7.710.666.000
21 – 28 mm (.83 – 1.10“)	7.710.862.000
6 + 6 + 4 + PE, insert for sockets	
13 – 18 mm (.51 – .71“)	7.710.762.000
17 – 24 mm (.67 – .97“)	7.710.766.000
21 – 28 mm (.83 – 1.10“)	7.710.866.000

▶ 25 ▸ 26

Straight Connector, Female Thread TWILOCK-S*



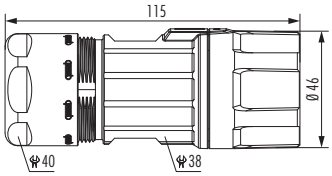

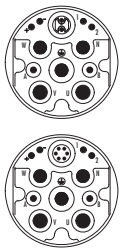

Cable-Ø	Part Number
2 + 6 + 4 + PE, insert for sockets, TWILOCK-S*	
13 – 18 mm (.51 – .71“)	7.716.662.00S
17 – 24 mm (.67 – .97“)	7.716.762.00S
21 – 28 mm (.83 – 1.10“)	7.716.862.00S
6 + 6 + 4 + PE, insert for sockets, TWILOCK-S*	
13 – 18 mm (.51 – .71“)	7.716.666.00S
17 – 24 mm (.67 – .97“)	7.716.766.00S
21 – 28 mm (.83 – 1.10“)	7.716.866.00S

▶ 25 ▸ 26

Straight Connector, Male Thread



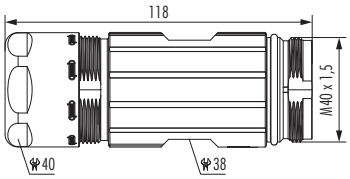

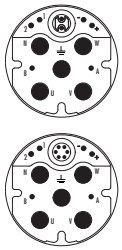

Cable-Ø	Part Number
2 + 6 + 4 + PE, insert for pins, TWILOCK-S* and screw lock version	
13 – 18 mm (.51 – .71“)	7.720.662.00S
17 – 24 mm (.67 – .97“)	7.720.762.00S
21 – 28 mm	7.720.862.00S
6 + 6 + 4 + PE, insert for pins, TWILOCK-S* and screw lock version	
13 – 18 mm (.51 – .71“)	7.720.666.00S
17 – 24 mm (.67 – .97“)	7.720.766.00S
21 – 28 mm (.83 – 1.10“)	7.720.866.00S

▶ 25 ▸ 26

Right Angle Panel Connector, Male Thread, rotatable



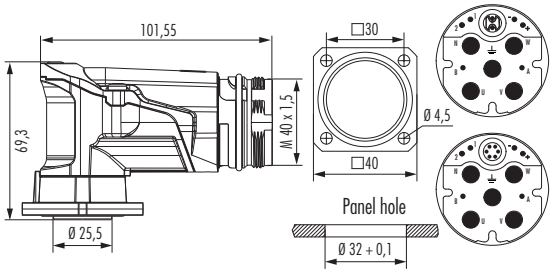

Type	Part Number
2 + 6 + 4 + PE, insert for pins TWILOCK-S* and screw lock version	
13 – 18 mm (.51 – .71“)	7.749.062.00S
6 + 6 + 4 + PE, insert for pins TWILOCK-S* and screw lock version	
13 – 18 mm (.51 – .71“)	7.749.066.00S

▶ 25 ▸ 26

* intermateable with SpeedTec
** intermateable with HUMMEL, through 2 additional and powerful signal pins in HUMMEL specific contact arrangement




M 40 HYBRID (SIZE 1,5)

Inserts

Contact Arrangement, Mating View	Number of Poles	Required Contacts
	Insert for pins 2 + 6 + 4 + PE	8 x crimp pins 1 mm 5 x crimp pins 3,6 mm
	Insert for sockets 2 + 6 + 4 + PE	8 x crimp sockets 1 mm 5 x crimp sockets 3,6 mm
	Insert for pins 6 + 6 + 4 + PE	6 x crimp pins 0,6 mm 6 x crimp pins 1 mm 5 x crimp pins 3,6 mm
	Insert for sockets 6 + 6 + 4 + PE	6 x crimp sockets 0,6 mm 6 x crimp sockets 1 mm 5 x crimp sockets 3,6 mm

Standard delivery of M 40 Hybrid Power Connector include Contact insert.

Contacts	Type	Crimp Range	Part Number
	Crimp pin 0,6 mm, machined	0,05 – 0,34 mm² (AWG 30 – 22	7.010.960.611
	Crimp socket 0,6 mm, machined	0,05 – 0,34 mm² (AWG 30 – 22)	7.010.960.612
	Crimp pin 1 mm, machined Crimp pin 1 mm, machined	0,14 – 1 mm² (AWG 26 – 18) 0,75 – 1,5 mm² (AWG 20 – 16)	7.015.961.001 7.015.961.011
	Crimp socket 1 mm, machined Crimp socket 1 mm, machined	0,14 – 1 mm² (AWG 26 – 18) 0,75 – 1,5 mm² (AWG 20 – 16)	7.015.961.002 7.015.961.012
	Crimp pin 3,6 mm, machined Crimp pin 3,6 mm, machined Crimp pin 3,6 mm, machined Crimp pin 3,6 mm, machined	1,5 – 4 mm² (AWG 16 – 12) 6 – 6 mm² (AWG 10) 10 – 10 mm² (AWG 8) 16 – 16 mm² (AWG 6)	7.015.963.601 7.015.963.611 7.015.963.621 7.015.963.631
	Crimp socket 3,6 mm, machined Crimp socket 3,6 mm, machined Crimp socket 3,6 mm, machined Crimp socket 3,6 mm, machined	1,5 – 4 mm² (AWG 16 – 12) 6 – 6 mm² (AWG 10) 10 – 10 mm² (AWG 8) 16 – 16 mm² (AWG 6)	7.015.963.602 7.015.963.612 7.015.963.622 7.015.963.632

M 40 HYBRID (SIZE 1,5)

Accessories

Accessories	Type	Crimp Range	Part Number
	**Crimp tool** for manual crimping machined crimp contacts until 10 mm² (AWG 8) for power connectors		
	battery pack crimp tool for connectors M 40 (European market only)		7.000.900.920
	crimping unit for 2mm contacts battery pack crimp tool (7.015.952.003/7.015.952.004)		7.000.900.918
	crimping unit for 2mm + 3.6mm contacts battery pack crimp tool		7.000.900.919
	locator for 2 mm contacts battery pack crimp tool		7.010.900.156
	locator for 3.6 mm contacts battery pack crimp tool		7.010.900.153
	assembly instructions online: www.hummel.com		
	**Crimp tool** for manual crimping of machined crimp contacts 16 mm² (AWG 6)		7.000.900.903
	**Crimp tool** for 0,6mm contacts and 1mm contacts Hybrid² incl. Locator		7.000.900.909
	locator for this crimp tool		7.010.900.158

HUMMEL INTERNATIONAL

Europe

HUMMEL France

HUMMEL CONNECTEURS SAS
ZI – Rue de l'Acqueline
51800 Sainte Ménéhould / France

Tel. +33 (0) 3 89 / 55 37 20
Fax +33 (0) 3 89 / 53 80 27
E-Mail info.fr@hummel.com
www.hummel.com

HUMMEL UK

HUMMEL UK Limited
Office 3, Momentum House
Enterprise Way, Lowton St Marys,
Warrington, Cheshire, WA3 2BP
United Kingdom

Tel. +44 (0) 19 42 / 60 56 95
Fax +44 (0) 19 42 / 26 93 24
E-Mail info.uk@hummel.com
www.hummel.com

HUMMEL Italy

HUMMEL S.r.l.
Via Enrico Fermi 61
10091 Alpignano (Torino) / Italy

Tel. +39 (0) 11 / 9 68 26 38
Fax +39 (0) 11 / 9 78 55 50
E-Mail info.it@hummel.com
www.hummel.com

HUMMEL Poland

HUMMEL Sales Office Poland
Al. 23 Stycznia 26 lok. 20
86-300 Grudziadz / Poland

Tel. +48 (0) 6 62 / 38 27 99
Fax +48 (0) 56 / 6 43 00 11
E-Mail info.pl@hummel.com
www.hummel.com

Asia

HUMMEL China

HUMMEL Connector Systems (Shanghai) Co., Ltd.
Room 1701 Central Plaza
No.227 Huang Pi (N) Road
200003 Shanghai / P.R. China

Tel. +86 (0) 21 / 63 75 85 51
Fax +86 (0) 21 / 63 75 85 53
E-Mail info.hcs.cn@hummel.com
www.hummel.com

HUMMEL India

HUMMEL Connector Systems Pvt. Ltd.
1211, Surya Kiran Building, 19,
Kasturba Gandhi Marg
110001 New Delhi/India

Tel. +91 (0) 11 / 43 00 75-21 / -23
Fax +91 (0) 11 / 43 00 75-22
E-Mail info.in@hummel.com
www.hummel.com

HUMMEL South Korea

HUMMEL AG KOREA
#1114-5, the First Tower 2, 614, Dongtan
Giheung-ro, Hwaseong-si, Gyenggi-do
18469 Korea

Tel. +82 (0) 2 / 4 70 27 62
Fax +82 (0) 2 / 4 70 27 63
E-Mail info.kr@hummel.com
www.hummelkorea.com

South America

HUMMEL Brazil

HUMMEL Connector Systems Ltda.
Rua Derville Gabriel Pereira, 280
Barro Preto – Centro Empresarial Tatuí I
CEP 18280-614 – Tatuí / SP / Brazil

Tel. +55 (0) 15 / 33 22 70 00
Fax +55 (0) 15 / 33 22 70 26
E-Mail vendas@hummel.com.br
www.hummel.com.b

ELECTRIC COMPONENTS

Cable Glands

Polyamide-, Brass- and Stainless steel,
EMC-connections, Protection Ex e, Ex d, Ex ta



Circular Connectors

M 12 Power to M 40, INOX, TWILOCK, Industrial Ethernet,
Power, Signal, Hybrid-Connector, Moulded Cordsets



Conduit Systems

Corrugated Conduit Systems, Conduit Cable Glands,
combined Cable Glands, Accessories



Cable Assembly

Moulded Signal- and Power Circular Connectors,
Servo Cables, Cable Sets



www.hummel.com

HUMMEL AG
Lise-Meitner-Straße 2
79211 Denzlingen
Germany
www.hummel.com

Tel. +49 (0) 76 66 / 9 11 10-0
Fax +49 (0) 76 66 / 9 11 10-20
E-Mail sales@hummel.com

KATHMODEN-1126