

Assembly Instructions

Straight Connector, Female Thread Hybrid

1. 74 mm
2.

⚠ Ethernet + Ethernet Shield = 10 mm
Signal = 0 mm Power = 32 mm
PE = 30 mm
3.

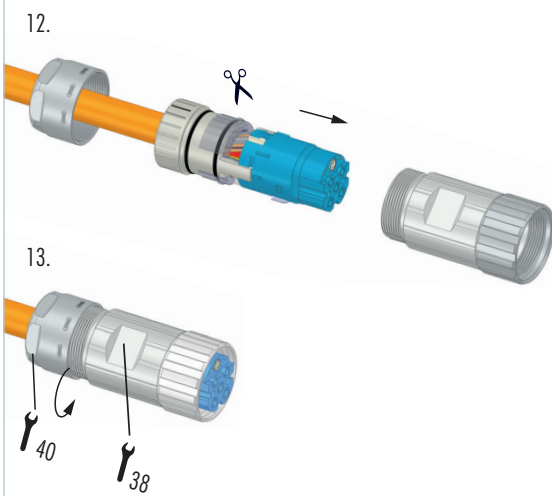
⚠ Ethernet = max. 4 mm stripping length
Signal = max. 4 mm stripping length
Power / PE = max. 10 mm stripping length

TIPP: put metal ring over conductors between step 3 and 4

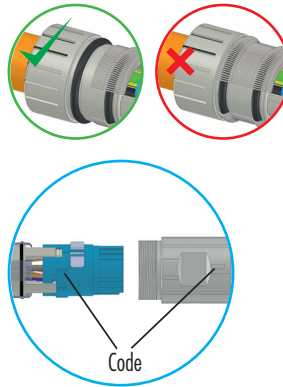
TIPP: push Ethernet shielding braid ca. 20 mm back
4. crimp (Ethernet)
5.

TIPP: use heat shrink for Ethernet
6. click
7. click
8. crimp shielding braid and ring
trim shielding braid
 7.000.900.913
9. crimp (power)
10. crimp (signal)
11. click

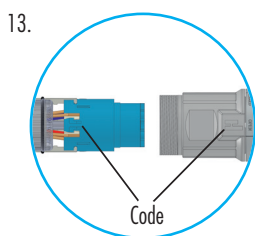
Straight Connector, Female Thread Hybrid



Make sure, that the braided shield doesn't contact the rear O-ring



Twilock-S Hybrid



Coupler Connector, Male Thread Hybrid

